

DALLAS/FORT WORTH MARKET REPORT

DFW

MARKET INSIGHTS • 3Q21



4.4%

DFW Unemployment Rate



41.2%

New Home Starts Up



14.0%

New Home Closings Up

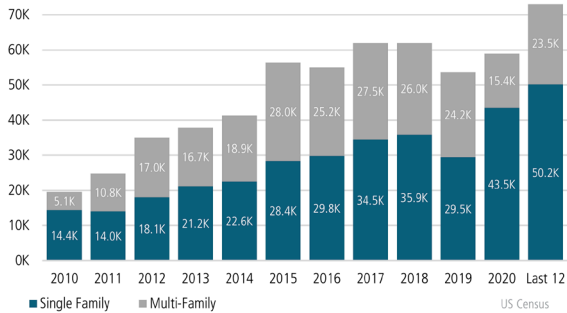


\$496,342

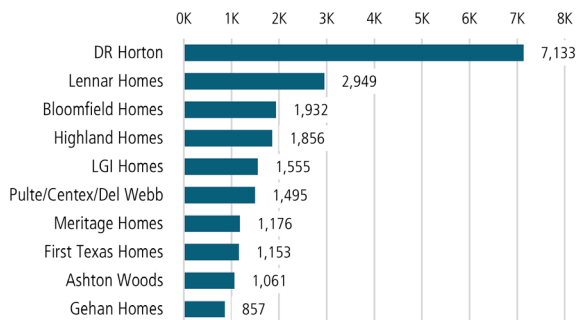
Avg New Home Price

NEW HOUSING TRENDS¹

Single & Multi-Family Permits

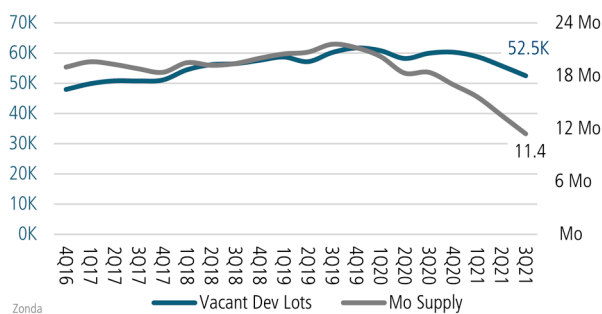


12 Month Homebuilder Ranking by Closings



Zonda

Vacant Developed Lot Supply

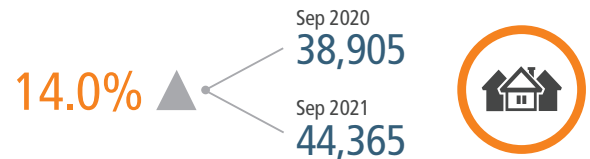


Zonda

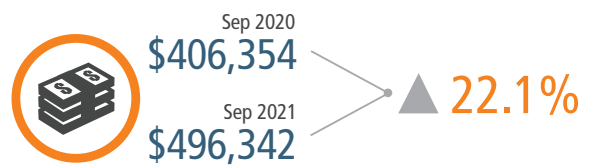
ANNUALIZED NEW HOME STARTS



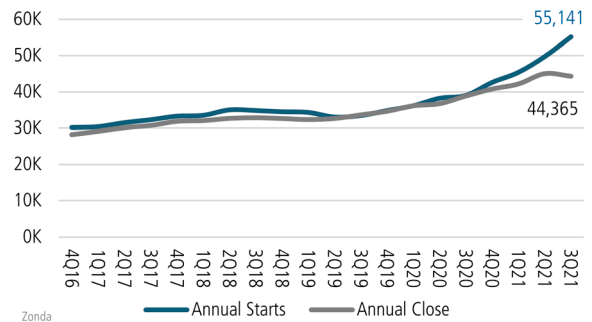
ANNUALIZED NEW HOME CLOSINGS



AVERAGE NEW HOME PRICE



Annual Starts vs Closings



Zonda

MLS RESALE STATISTICS²

ANNUALIZED CLOSED SALES



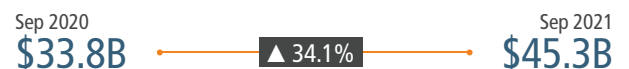
MONTHS OF INVENTORY



MEDIAN SALE PRICE

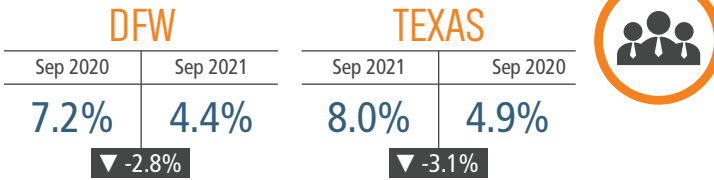


ANNUALIZED SALES VOLUME

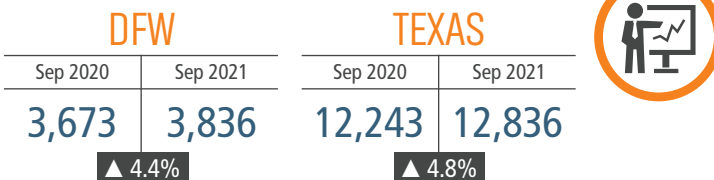


ECONOMIC TRENDS³

UNEMPLOYMENT RATE (unadjusted)



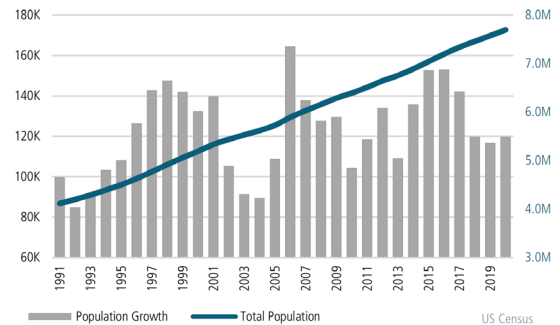
TOTAL NONFARM EMPLOYMENT (in thousands)



EMPLOYMENT CHANGE



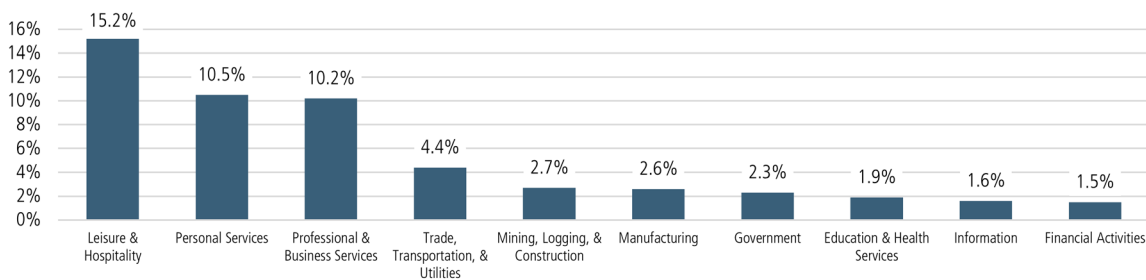
Population Growth & Total Population



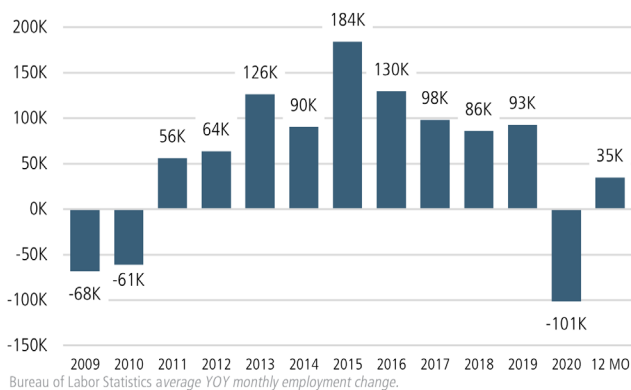
30 Year Fixed Mortgage Rate



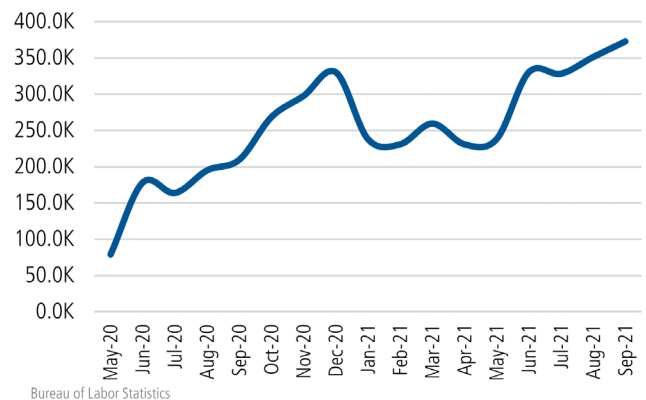
YOY Change in Employment By Sector



Change in Employment



Dallas-Ft Worth Jobs Recovered Since April 2020



THE NATION'S LEADING LAND BROKERAGE & ADVISORY FIRM

SALES • CAPITAL • M&A • CONSERVATION • ADVISORY



26 Offices Across the Nation



70+ Specialized Advisors



40+ Staff Professionals



\$32+ Billion in Sales Since 1987

SCOTTSDALE, AZ
CASA GRANDE, AZ
PRESCOTT, AZ
TUCSON, AZ
IRVINE, CA
BAY AREA, CA
COACHELLA VALLEY, CA
PASADENA, CA
ROSEVILLE, CA
SAN DIEGO, CA
SANTA BARBARA, CA
VALENCIA, CA
JACKSONVILLE, FL

ORLANDO, FL
TAMPA, FL
ATLANTA, GA
BOISE, ID
CHARLOTTE, NC
ALBUQUERQUE, NM
LAS VEGAS, NV
RENO, NV
AUSTIN, TX
DALLAS-FORT WORTH, TX
HOUSTON, TX
SALT LAKE CITY, UT
BELLEVUE, WA

FUTURE OFFICES
DENVER, CO
PORTLAND, OR
CHARLESTON, SC
DC - NORTHERN VIRGINIA

Dallas/Fort Worth Market Team

Landry Burdine | lburdine@landadvisors.com

Austin Reilly | areilly@landadvisors.com

Josh Watson | jwatson@landadvisors.com

5600 Clearfork Main, Suite 170, Fort Worth, Texas 76102

Phone: 214.550.1550

LandAdvisors.com

