

# PHOENIX MARKET REPORT

# PIX

MARKET INSIGHTS • 3Q21



3.8%

Unemployment Rate



3.5%

New Home Closings Up



22.6%

New Home Permits Up

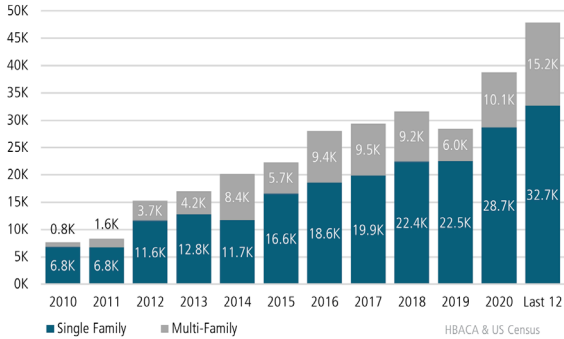


\$393,000

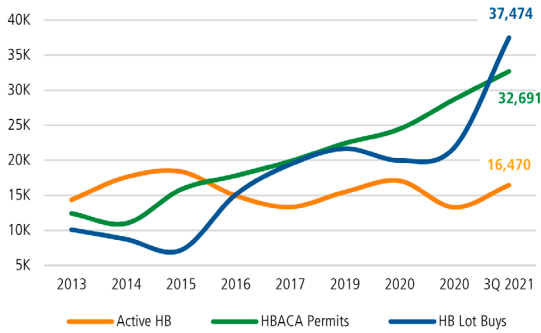
Median New Home Price

## NEW HOUSING TRENDS<sup>1</sup>

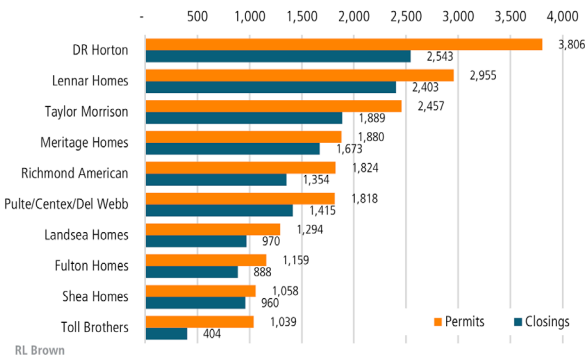
### Single & Multi-Family Permits



### Finished Lot Inventory vs. Permits



### Homebuilder Ranking by Permits & Closings



### ANNUALIZED NEW HOME PERMITS<sup>1</sup>



Sep 2020  
26,667  
Sep 2021  
32,691

22.6%

### ANNUALIZED NEW HOME CLOSINGS<sup>2</sup>

3.5%

Sep 2020  
23,793  
Sep 2021  
24,618



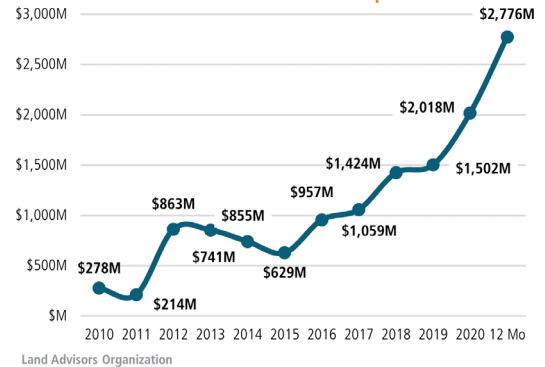
### MEDIAN NEW HOME PRICE<sup>2</sup>



Sep 2020  
\$351,000  
Sep 2021  
\$393,000

12.0%

### Homebuilder Land & Lot Spend



## MLS RESALE STATISTICS<sup>2</sup>

### SF CLOSED SALES LAST 12 MO

Sep 2020  
77,949  
▲ 16.4%  
Sep 2021  
90,704

### AVERAGE DAYS ON MARKET

Sep 2020  
41 Days  
▼ -14 Days  
Sep 2021  
27 Days

### MEDIAN SALE PRICE

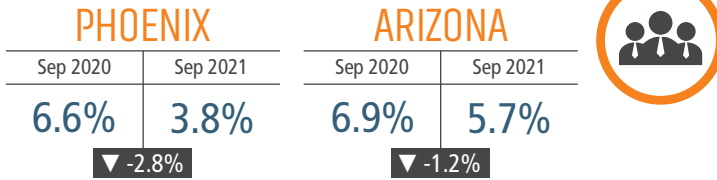
Sep 2020  
\$350,000  
▲ 24.6%  
Sep 2021  
\$436,000

### MONTHS OF INVENTORY

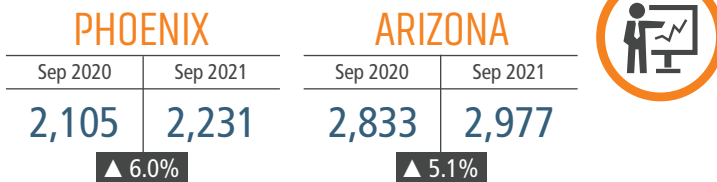
Sep 2020  
0.7 Mo  
◆ 0.0 Mo  
Sep 2021  
0.7 Mo

## ECONOMIC TRENDS<sup>3</sup>

### UNEMPLOYMENT RATE (unadjusted)



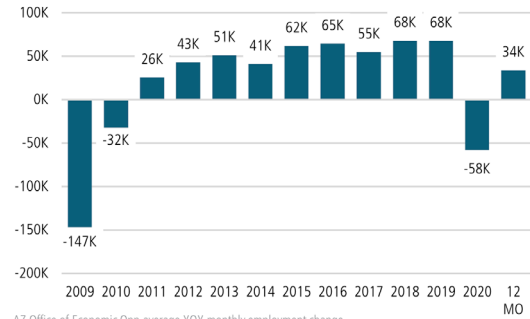
### TOTAL NONFARM EMPLOYMENT (in thousands)



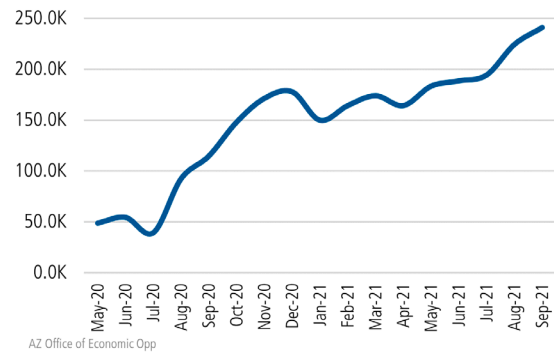
### EMPLOYMENT CHANGE



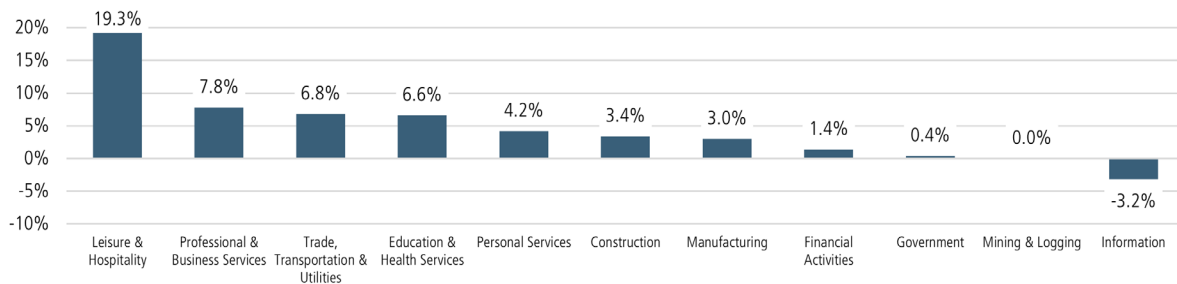
### Change in Employment



### Phoenix Jobs Recovered Since April 2020



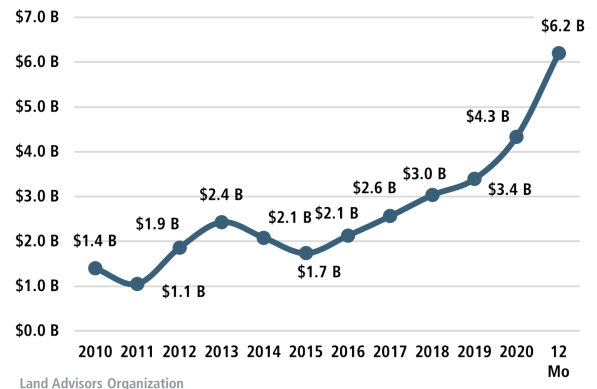
### YOY Change in Employment By Sector



### 30 Year Fixed Mortgage Rate



### Land Transactions Annual Volume



# THE NATION'S LEADING LAND BROKERAGE & ADVISORY FIRM

SALES • CAPITAL • M&A • CONSERVATION • ADVISORY



26 Offices Across the Nation



70+ Specialized Advisors



40+ Staff Professionals



\$32+ Billion in Sales Since 1987

SCOTTSDALE, AZ  
CASA GRANDE, AZ  
PRESCOTT, AZ  
TUCSON, AZ  
IRVINE, CA  
BAY AREA, CA  
COACHELLA VALLEY, CA  
PASADENA, CA  
ROSEVILLE, CA  
SAN DIEGO, CA  
SANTA BARBARA, CA  
VALENCIA, CA  
JACKSONVILLE, FL

ORLANDO, FL  
TAMPA, FL  
ATLANTA, GA  
BOISE, ID  
CHARLOTTE, NC  
ALBUQUERQUE, NM  
LAS VEGAS, NV  
RENO, NV  
AUSTIN, TX  
DALLAS-FORT WORTH, TX  
HOUSTON, TX  
SALT LAKE CITY, UT  
BELLEVUE, WA

FUTURE OFFICES  
DENVER, CO  
PORTLAND, OR  
CHARLESTON, SC  
DC - NORTHERN VIRGINIA

Corporate Headquarters  
4900 North Scottsdale Road, Suite 3000 Scottsdale, Arizona 85251  
Phone: 480.483.8100 | Fax: 480.483.0000

[LandAdvisors.com](http://LandAdvisors.com)



The information contained herein is from sources deemed reliable. We have no reason to doubt its accuracy but do not guarantee it. It is the responsibility of the person reviewing this information to independently verify it.