

NASHVILLE MARKET REPORT

NSH

MARKET INSIGHTS • 4Q21



2.7%

Nashville Unemployment Rate



1.1%

New Home Starts Up



2.6%

New Home Closings Up

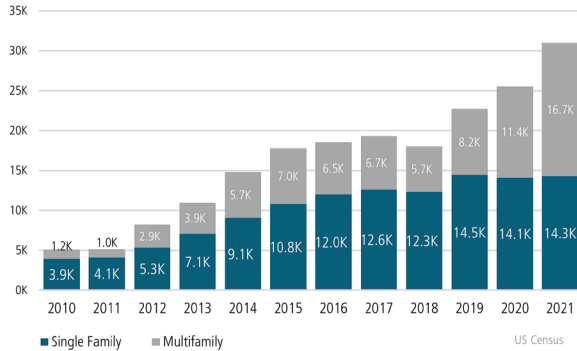


\$561,179

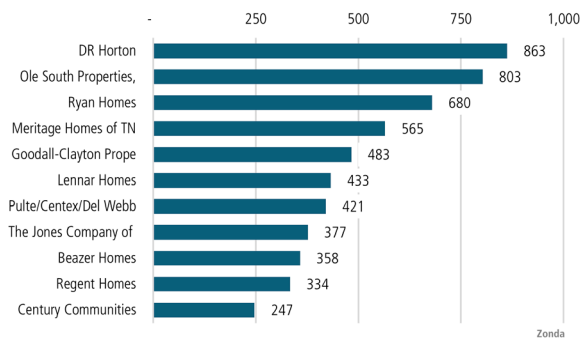
Average New Home Price

NEW HOUSING TRENDS¹

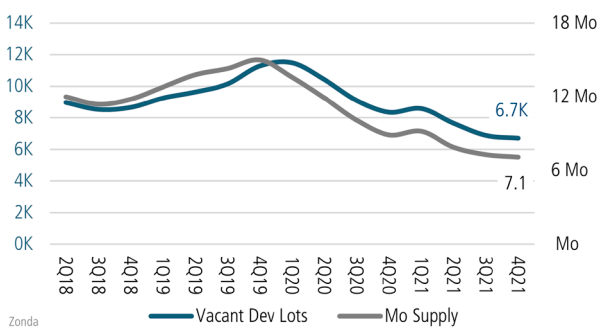
Single & Multi-Family Permits



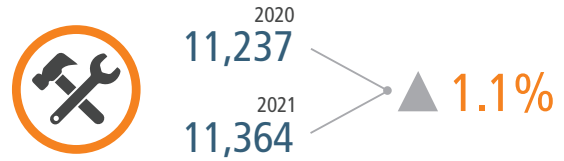
12 Month Homebuilder Ranking by Closings



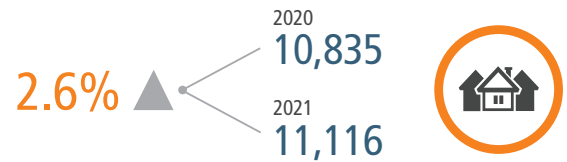
Vacant Developed Lot Supply



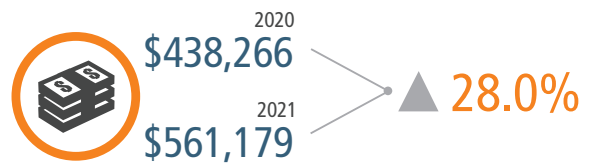
ANNUALIZED NEW HOME STARTS



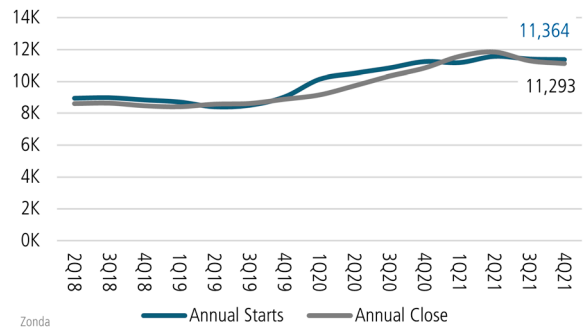
ANNUALIZED NEW HOME CLOSINGS



AVERAGE NEW HOME PRICE

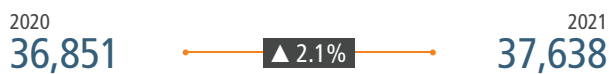


Annual Starts vs Closings



MLS RESALE STATISTICS - NASHVILLE MSA SINGLE FAMILY HOMES²

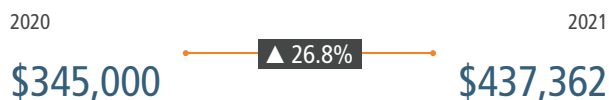
CLOSED SALES



MONTHS OF INVENTORY



MEDIAN SALE PRICE

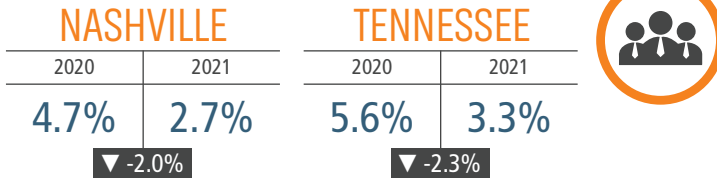


ACTIVE LISTINGS DECEMBER

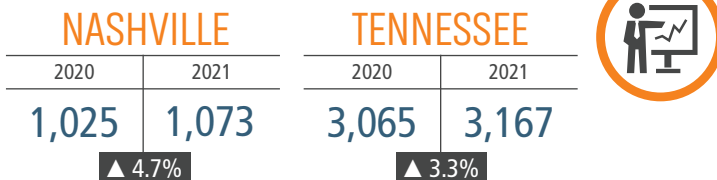


ECONOMIC TRENDS³

UNEMPLOYMENT RATE (unadjusted)



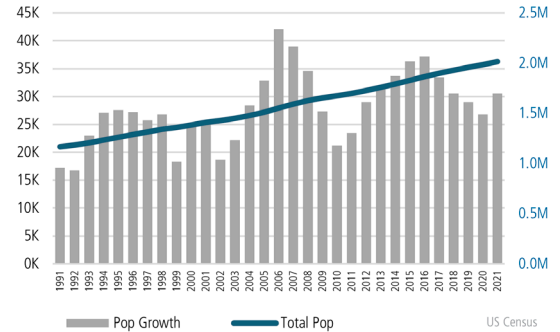
TOTAL NONFARM EMPLOYMENT (in thousands)



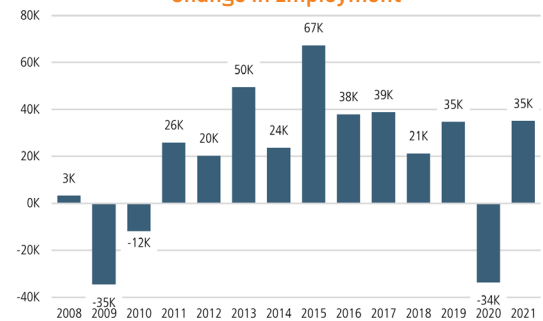
EMPLOYMENT CHANGE



Population Growth & Total Population

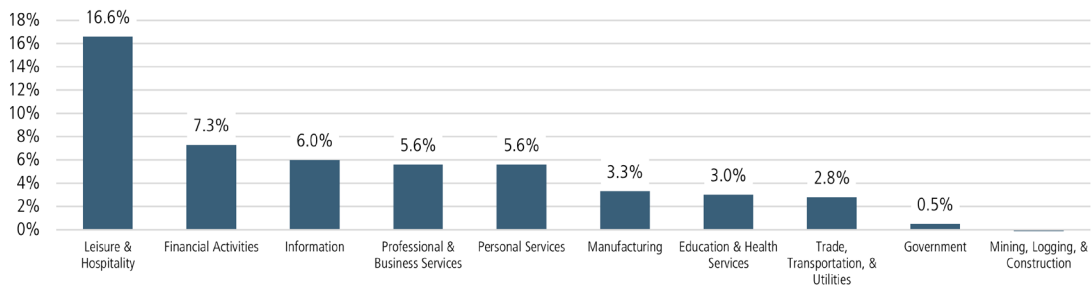


Change in Employment



Bureau of Labor Statistics, average YOY monthly employment change.

YOY Change in Employment By Sector



30 Year Fixed Mortgage Rate



US Inflation Rate



THE NATION'S LEADING LAND BROKERAGE & ADVISORY FIRM

SALES • CAPITAL • M&A • CONSERVATION • ADVISORY



27 Offices Across the Nation



70+ Specialized Advisors



40+ Staff Professionals



\$32+ Billion in Sales Since 1987

SCOTTSDALE, AZ
CASA GRANDE, AZ
PRESCOTT, AZ
TUCSON, AZ
IRVINE, CA
BAY AREA, CA
COACHELLA VALLEY, CA
PASADENA, CA
ROSEVILLE, CA
SAN DIEGO, CA
SANTA BARBARA, CA
VALENCIA, CA
JACKSONVILLE, FL

ORLANDO, FL
TAMPA, FL
ATLANTA, GA
BOISE, ID
CHARLOTTE, NC
ALBUQUERQUE, NM
LAS VEGAS, NV
RENO, NV
NASHVILLE, TN
AUSTIN, TX
DALLAS-FORT WORTH, TX
HOUSTON, TX
SALT LAKE CITY, UT
BELLEVUE, WA

FUTURE OFFICES

DENVER, CO
PORTLAND, OR
CHARLESTON, SC
DC - NORTHERN VIRGINIA

Nashville Market Advisor

Eric S. Deems | edeems@landadvisors.com

3102 West End Avenue, Suite 400, Nashville, TN 37203

Office: 615.845.9500 | Mobile: 615.785.1531

LandAdvisors.com

