

HUNTSVILLE MARKET REPORT

HNT

MARKET INSIGHTS • 3Q22



1.9%

Unemployment Rate



4,309

SF New Home Permits YTD



3,378

SF New Home Closings YTD



\$393,398

Median SF New Home Price

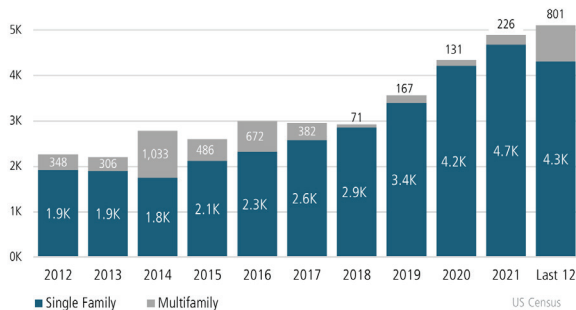


Land Advisors[®]
ORGANIZATION

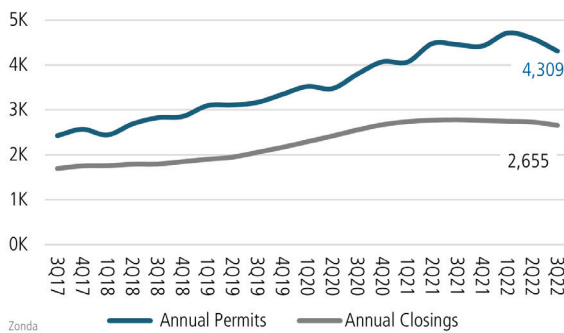
[LANDADVISORS.COM](https://landadvisors.com)

NEW HOUSING TRENDS¹

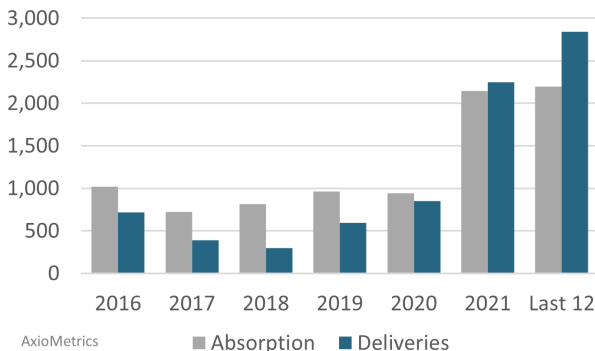
Single & Multi-Family Permits



Annual Single Family Permits vs Closings



Multifamily Absorption & Deliveries



SF NEW HOME PERMITS YTD



Sep 2021
4,533
Sep 2022
4,309
-4.9%

SF NEW HOME CLOSINGS YTD

21.6%

Sep 2021
2,778
Sep 2022
3,378

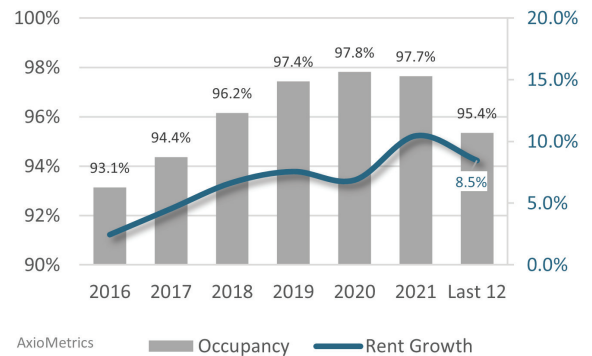


MEDIAN SINGLE FAMILY NEW HOME PRICE



Sep 2021
\$304,900
Sep 2022
\$393,398
29.0%

Multifamily Occupancy & Rent Growth



MLS RESALE STATISTICS²

CLOSED SALES

Sep 2021
9,574
Sep 2022
9,082
-5.1%

SF DAYS ON MARKET

Sep 2021
8 Days
Sep 2022
14 Days
▲ 6 Days

SF MEDIAN SALE PRICE

Sep 2021
\$228,784
Sep 2022
\$332,300
▲ 45.2%

MONTHS OF INVENTORY

Sep 2021
0.5 Mo
Sep 2022
1.2 Mo
▲ 0.7 Mo

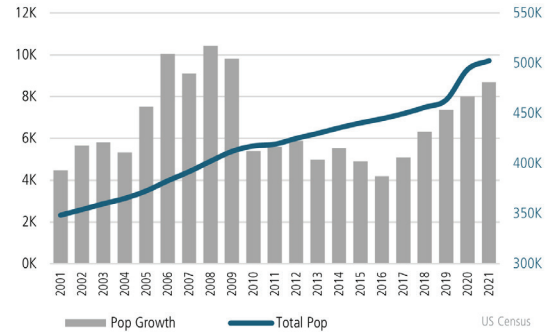
ECONOMIC TRENDS³

UNEMPLOYMENT RATE (unadjusted)

HUNTSVILLE		ALABAMA	
Sep 2021	Sep 2022	Sep 2021	Sep 2022
2.3%	2.1%	3.6%	2.6%
▼ -0.2%		▼ -1.0%	



Population Growth & Total Population

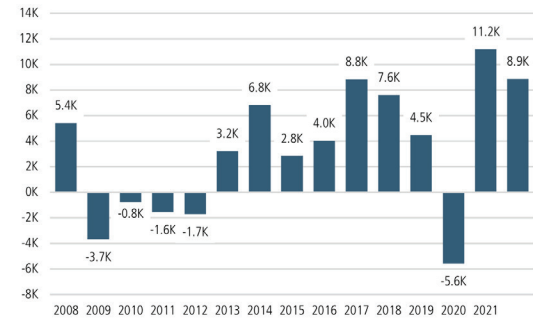


TOTAL NONFARM EMPLOYMENT (in thousands)

HUNTSVILLE		ALABAMA	
Sep 2021	Sep 2022	Sep 2021	Sep 2022
250.2	257.7	2,041	2,092
▲ 3.0%		▲ 2.5%	



Change in Employment by Sector

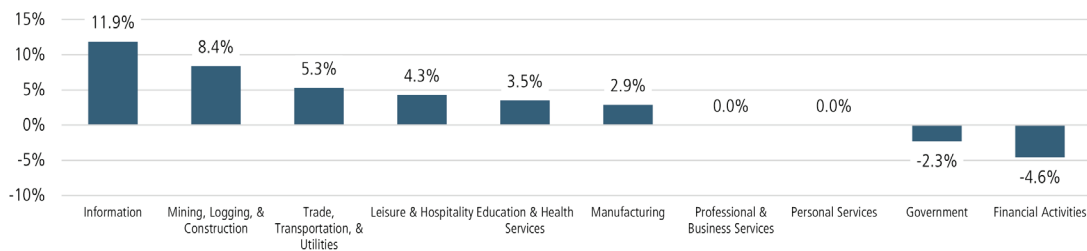


EMPLOYMENT CHANGE

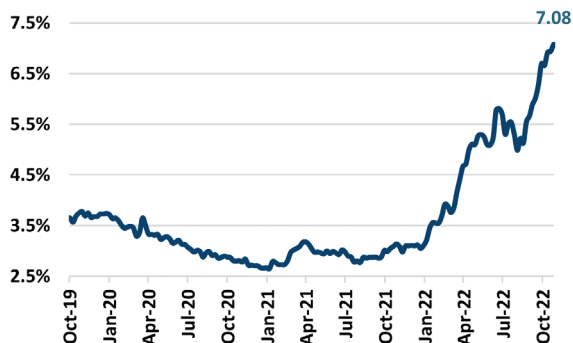
HUNTSVILLE		ALABAMA	
Annualized Employment Change*		Annualized Employment Change*	
3.6%		2.4%	



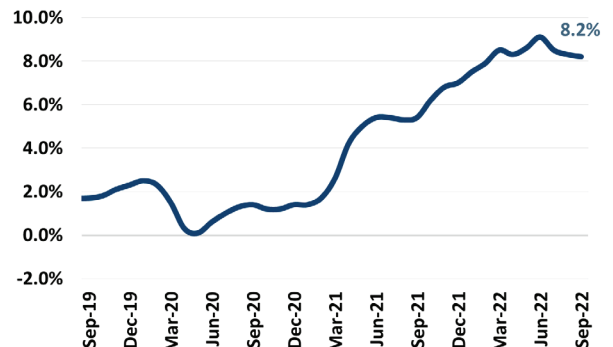
Change in Employment



30 Year Fixed Mortgage Rate



US Inflation Rate



THE NATION'S LEADING LAND BROKERAGE & ADVISORY FIRM



29 Offices Across the Nation



75+ Specialized Advisors



55+ Staff Professionals



\$32+ Billion in Sales Since 1987

SCOTTSDALE, AZ

CASA GRANDE, AZ

PRESCOTT, AZ

TUCSON, AZ

IRVINE, CA

BAY AREA, CA

COACHELLA VALLEY, CA

PASADENA, CA

ROSEVILLE, CA

SAN DIEGO, CA

SANTA BARBARA, CA

VALENCIA, CA

LODI, CA

JACKSONVILLE, FL

ORLANDO, FL

TAMPA, FL

ATLANTA, GA

BOISE, ID

KANSAS CITY, MO

CHARLOTTE, NC

ALBUQUERQUE, NM

LAS VEGAS, NV

RENO, NV

NASHVILLE, TN

AUSTIN, TX

DALLAS-FORT WORTH, TX

HOUSTON, TX

SALT LAKE CITY, UT

BELLEVUE, WA

FUTURE OFFICES

CHARLESTON, SC

DENVER, CO

RALEIGH-DURHAM, NC

Nashville/Huntsville Market Team

Ashley Bishop | abishop@landadvisors.com

Eric S. Deems | edeems@landadvisors.com

3102 West End Avenue, Suite 400, Nashville, TN 37203

Phone: 615.845.9500

LandAdvisors.com

