

ORLANDO MARKET REPORT

ORL

MARKET INSIGHTS • 3Q22



2.7%

Orlando Unemployment Rate



39,900

Annual New Home Starts



32,524

Annual New Home Closings



\$457,095

Average New Home Price

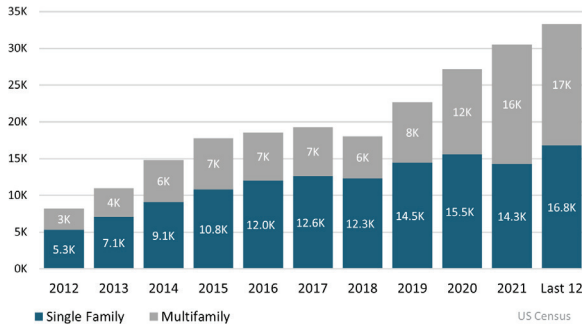


Land Advisors[®]
ORGANIZATION

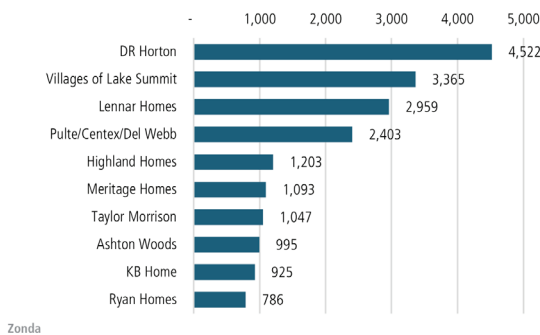
[LANDADVISORS.COM](https://landadvisors.com)

NEW HOUSING TRENDS¹

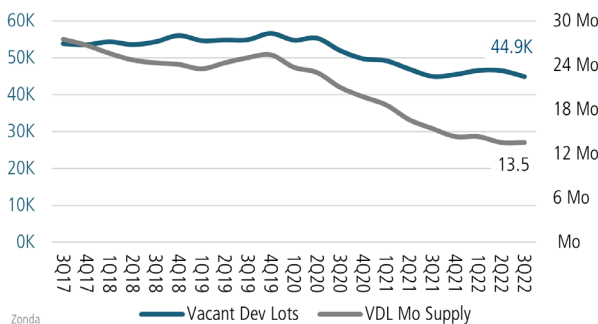
Single & Multi-Family Permits



12 Month Homebuilder Ranking by Closings



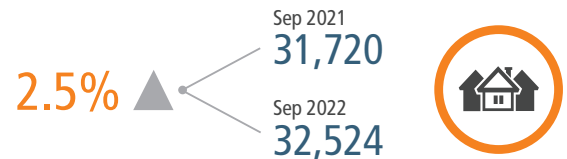
Vacant Developed Lot Supply



ANNUALIZED NEW HOME STARTS



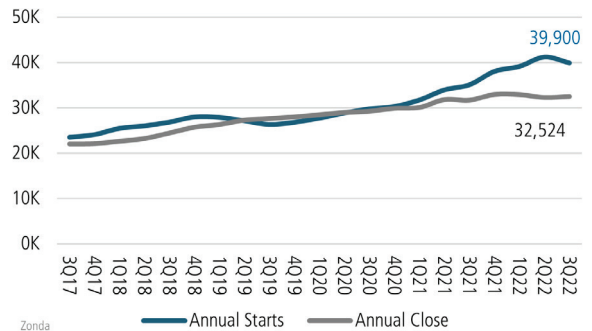
ANNUALIZED NEW HOME CLOSINGS



AVERAGE NEW HOME PRICE - CENTRAL FLORIDA



Annual Starts vs Closings

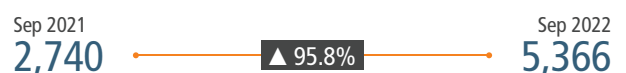


MLS RESALE STATISTICS - ORLANDO²

CLOSED SALES



ACTIVE SF LISTINGS



MEDIAN SALE PRICE

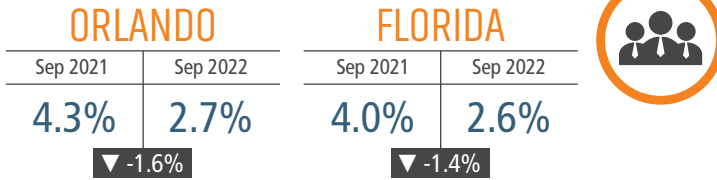


DAYS ON MARKET

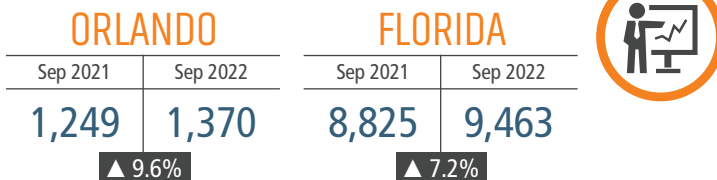


ECONOMIC TRENDS³

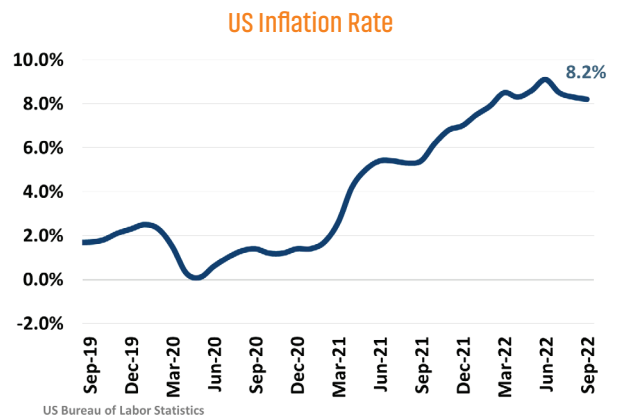
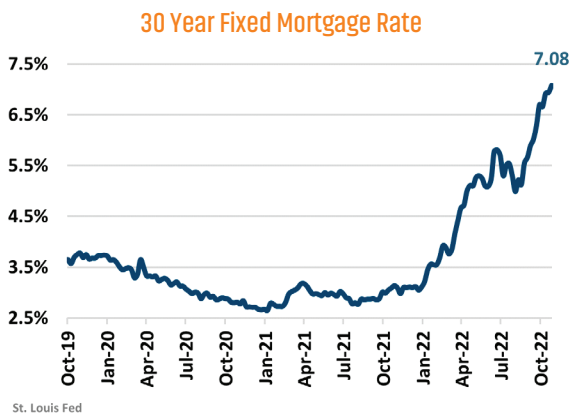
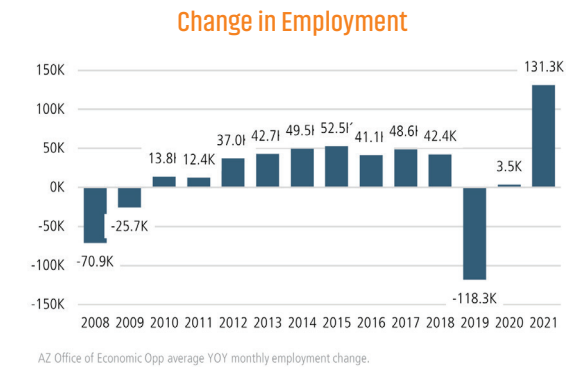
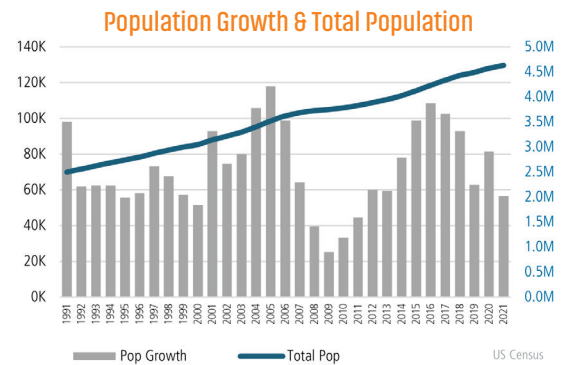
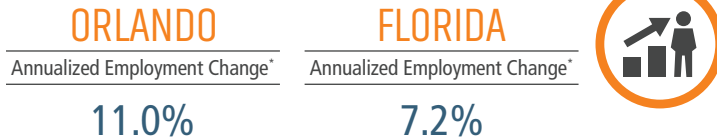
UNEMPLOYMENT RATE (unadjusted)



TOTAL NONFARM EMPLOYMENT (in thousands)

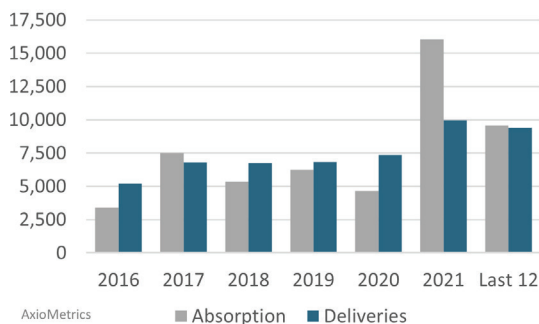


EMPLOYMENT CHANGE

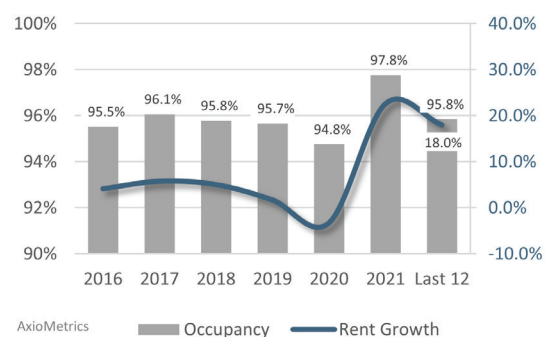


MULTIFAMILY STATISTICS

Absorption & Deliveries



Occupancy & Rent Growth



THE NATION'S LEADING LAND BROKERAGE & ADVISORY FIRM



29 Offices Across the Nation



75+ Specialized Advisors



55+ Staff Professionals



\$32+ Billion in Sales Since 1987

SCOTTSDALE, AZ
CASA GRANDE, AZ
PRESCOTT, AZ
TUCSON, AZ
IRVINE, CA
BAY AREA, CA
COACHELLA VALLEY, CA
PASADENA, CA
ROSEVILLE, CA
SAN DIEGO, CA
SANTA BARBARA, CA
VALENCIA, CA
LODI, CA
JACKSONVILLE, FL

ORLANDO, FL
TAMPA, FL
ATLANTA, GA
BOISE, ID
KANSAS CITY, MO
CHARLOTTE, NC
ALBUQUERQUE, NM
LAS VEGAS, NV
RENO, NV
NASHVILLE, TN
AUSTIN, TX
DALLAS-FORT WORTH, TX
HOUSTON, TX
SALT LAKE CITY, UT
BELLEVUE, WA

FUTURE OFFICES
CHARLESTON, SC
DENVER, CO
RALEIGH-DURHAM, NC

Orlando Market Team

Mike Ripley | mripley@landadvisors.com

Austin Weller | aweller@landadvisors.com

968 Lake Baldwin Ln, Suite C, Orlando, Florida 32814

Phone: 407.425.5988 | Fax: 407.425.5989

LandAdvisors.com

