

PHOENIX MARKET REPORT

PIIX

MARKET INSIGHTS • 3Q22



3.5%

Unemployment Rate



28,017

Annual New Home Permits



23,749

Annual New Home Closings

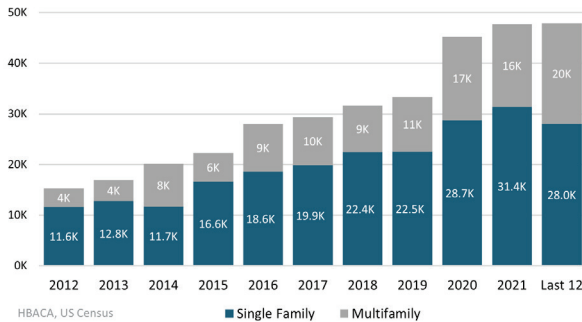


\$473,577

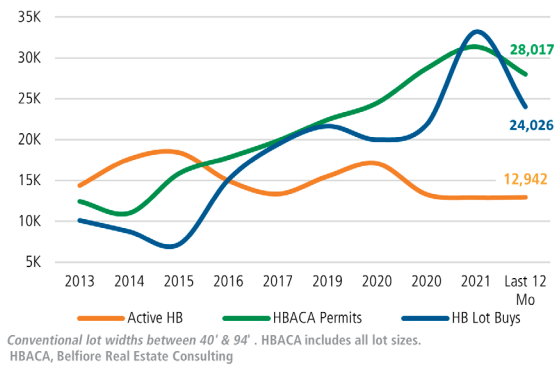
Median New Home Price

NEW HOUSING TRENDS¹

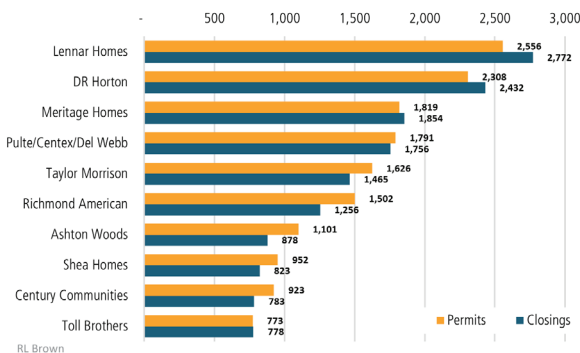
Single & Multi-Family Permits



Finished Lot Inventory vs. Permits



Homebuilder Ranking by Permits & Closings



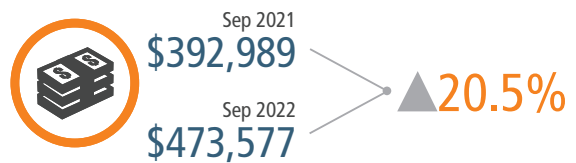
ANNUALIZED NEW HOME PERMITS¹



ANNUALIZED NEW HOME CLOSINGS²



MEDIAN NEW HOME PRICE²



Homebuilder Land & Lot Spend

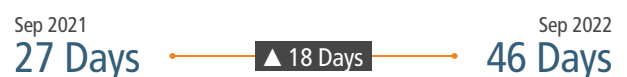


MLS RESALE STATISTICS²

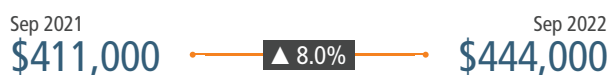
SF CLOSED SALES



AVERAGE DAYS ON MARKET



MEDIAN SALE PRICE

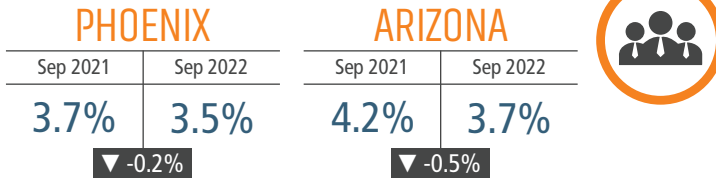


MONTHS OF INVENTORY



ECONOMIC TRENDS³

UNEMPLOYMENT RATE (unadjusted)



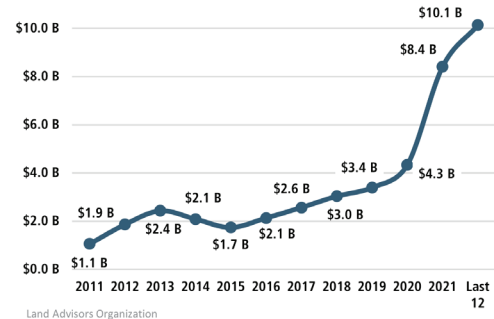
TOTAL NONFARM EMPLOYMENT (in thousands)



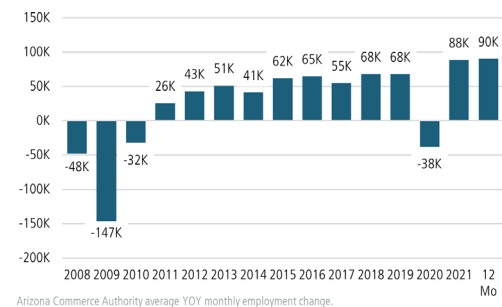
EMPLOYMENT CHANGE



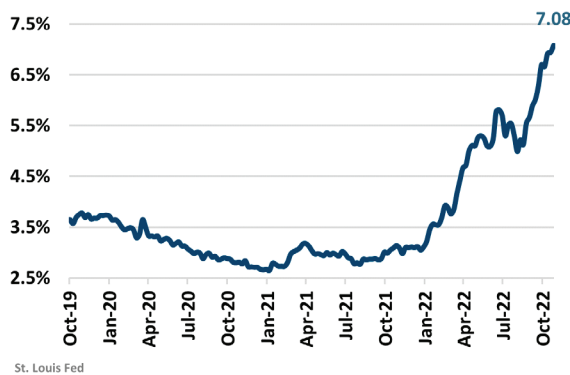
Land Transactions Annual Volume



Change In Employment



30 Year Fixed Mortgage Rate

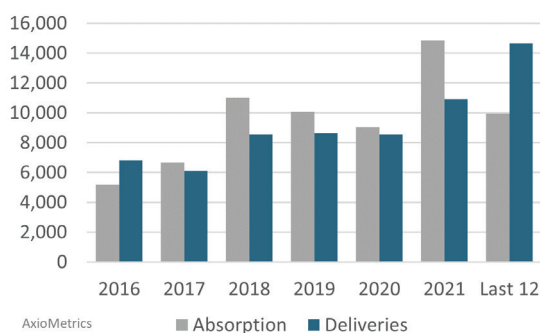


US Inflation Rate



MULTIFAMILY STATISTICS

Absorption & Deliveries



Occupancy & Rent Growth



THE NATION'S LEADING LAND BROKERAGE & ADVISORY FIRM



29 Offices Across the Nation



75+ Specialized Advisors



55+ Staff Professionals



\$32+ Billion in Sales Since 1987

SCOTTSDALE, AZ
CASA GRANDE, AZ
PRESCOTT, AZ
TUCSON, AZ
IRVINE, CA
BAY AREA, CA
COACHELLA VALLEY, CA
PASADENA, CA
ROSEVILLE, CA
SAN DIEGO, CA
SANTA BARBARA, CA
VALENCIA, CA
LODI, CA
JACKSONVILLE, FL

ORLANDO, FL
TAMPA, FL
ATLANTA, GA
BOISE, ID
KANSAS CITY, MO
CHARLOTTE, NC
ALBUQUERQUE, NM
LAS VEGAS, NV
RENO, NV
NASHVILLE, TN
AUSTIN, TX
DALLAS-FORT WORTH, TX
HOUSTON, TX
SALT LAKE CITY, UT
BELLEVUE, WA

FUTURE OFFICES
CHARLESTON, SC
DENVER, CO
RALEIGH-DURHAM, NC

Corporate Headquarters

4900 North Scottsdale Road, Suite 3000 Scottsdale, Arizona 85251
Phone: 480.483.8100 | Fax: 480.483.0000

