

GREENVILLE-SPARTANBURG MARKET REPORT

GSP

MARKET INSIGHTS • 1Q23



3.1%

Greenville Unemployment Rate



1,761

Greenville New Home Permits



1,770

Greenville New Home Closings

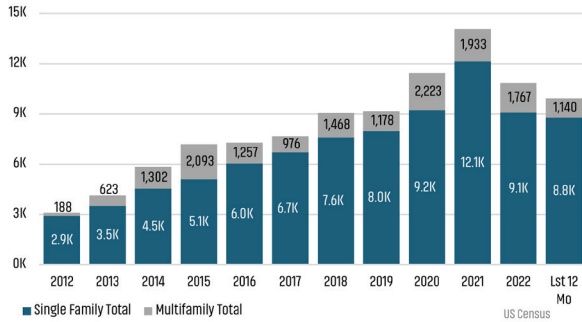


\$349,483

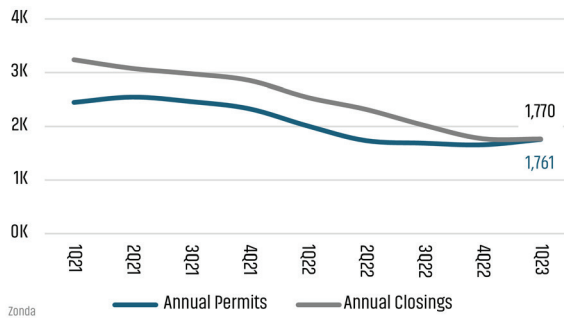
Median SF New Home Price

GREENVILLE NEW HOUSING TRENDS¹

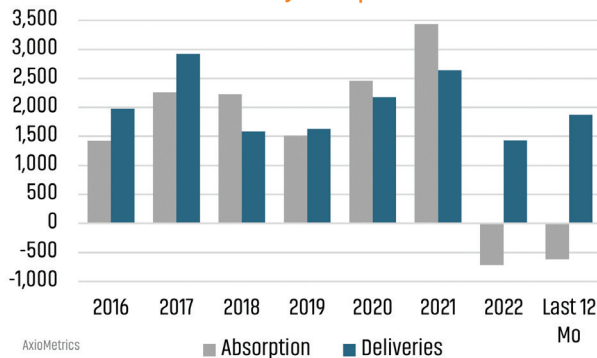
Greenville-Spartanburg Single & Multi-Family Permits



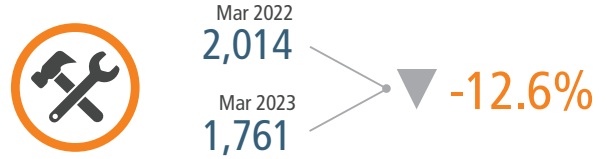
Greenville County Permits vs Closings



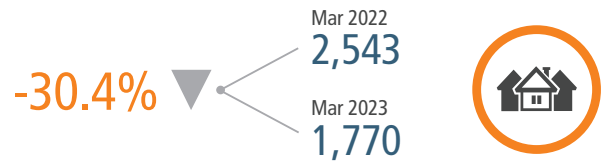
Greenville Multifamily Absorption & Deliveries



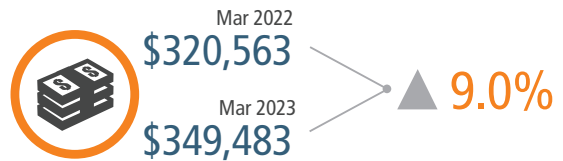
GREENVILLE COUNTY ANNUAL SF PERMITS



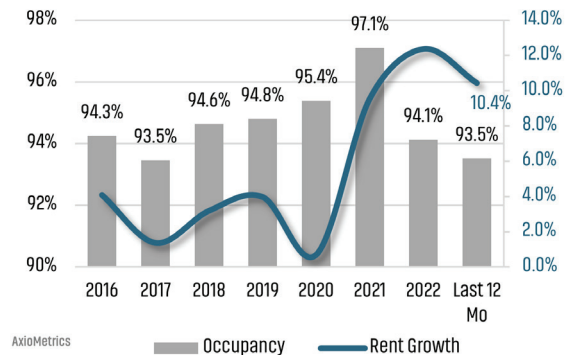
GREENVILLE COUNTY ANNUAL NEW SF CLOSINGS



GREENVILLE COUNTY MEDIAN NEW SF PRICE



Greenville Multifamily Occupancy & Rent Growth



GREENVILLE MLS RESALE STATISTICS²

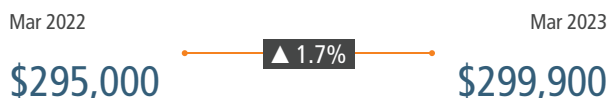
ANNUALIZED CLOSED SALES



SF DAYS ON MARKET



SF MEDIAN SALE PRICE



MONTHS OF INVENTORY



ECONOMIC TRENDS³

UNEMPLOYMENT RATE (unadjusted)

GREENVILLE-SPARTANBURG

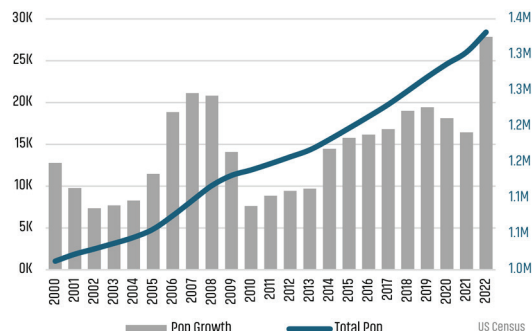
Mar 2022	Mar 2023
2.8%	3.1%
▲ 0.3%	

SOUTH CAROLINA

Mar 2022	Mar 2023
3.2%	3.4%
▲ 0.2%	



Greenville-Spartanburg Population Growth & Total



TOTAL NONFARM EMPLOYMENT (in thousands)

GREENVILLE-SPARTANBURG

Mar 2022	Mar 2023
603.0	626.0
▲ 3.8%	

SOUTH CAROLINA

Mar 2022	Mar 2023
2,185	2,276
▲ 4.1%	



EMPLOYMENT CHANGE

GREENVILLE-SPARTANBURG

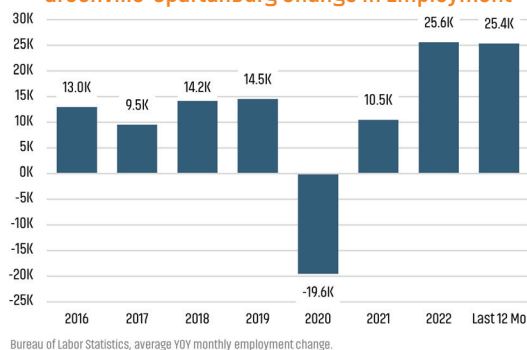
Annualized Employment Change*
5.2%

SOUTH CAROLINA

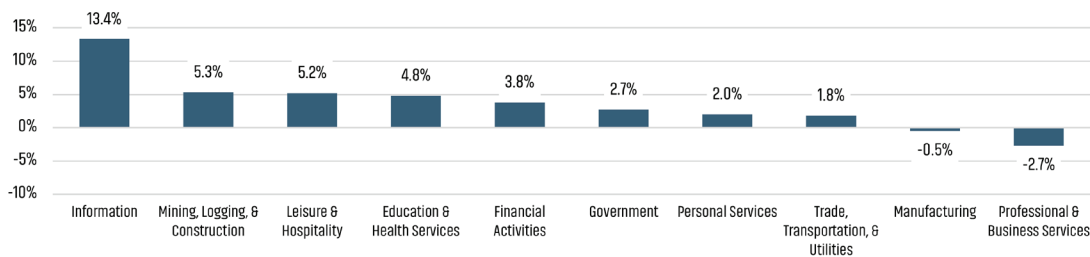
Annualized Employment Change*
4.2%



Greenville-Spartanburg Change in Employment



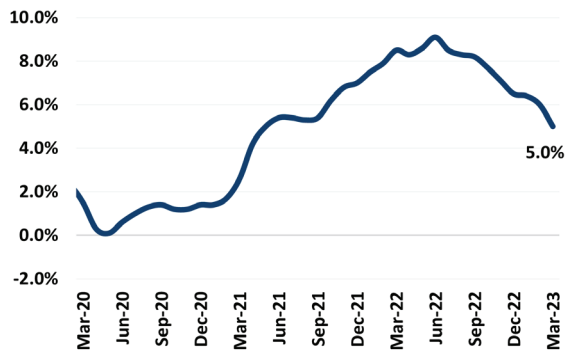
Greenville Change in Employment by Sector



30 Year Fixed Mortgage Rate



US Inflation Rate



THE NATION'S LEADING LAND BROKERAGE & ADVISORY FIRM



30 Offices Across the Nation



85+ Specialized Advisors



45+ Staff Professionals



\$15+ Billion in Sales Since 2017

SCOTTSDALE, AZ
CASA GRANDE, AZ
PRESCOTT, AZ
TUCSON, AZ
IRVINE, CA
BAY AREA, CA
PASADENA, CA
ROSEVILLE, CA
SAN DIEGO, CA
SANTA BARBARA, CA
VALENCIA, CA
LODI, CA
JACKSONVILLE, FL
ORLANDO, FL
TAMPA, FL

ATLANTA, GA
BOISE, ID
KANSAS CITY, KS/MO
CHARLOTTE, NC
LAS VEGAS, NV
RENO, NV
GREENVILLE, SC
NASHVILLE, TN
AUSTIN, TX
DALLAS-FORT WORTH, TX
HOUSTON, TX
SALT LAKE CITY, UT
BELLEVUE, WA

FUTURE OFFICES
ALBUQUERQUE, NM
CHARLESTON, SC
DENVER, CO
COLORADO SPRINGS, CO
RALEIGH-DURHAM, NC
SAN ANTONIO, TX

Greenville Market Advisor

Clay Driggers | cdriggers@landadvisors.com

355 South Main Street, 1st & 2nd Floors, Greenville, SC 29601

Office: 864.215.2727 Cell: 864.304.0472

LandAdvisors.com

