

GREENVILLE-SPARTANBURG MARKET REPORT

GSP

MARKET INSIGHTS • 2023



3.3%

Greenville Unemployment Rate



1,936

Greenville New Home Permits



2,059

Greenville New Home Closings

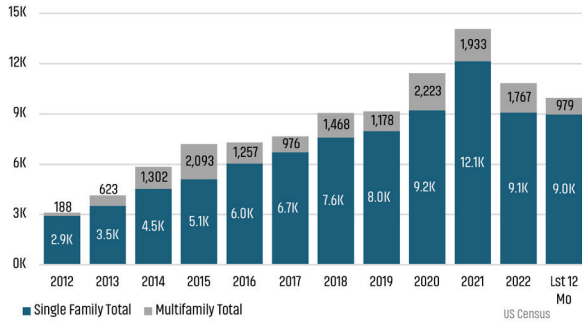


\$377,500

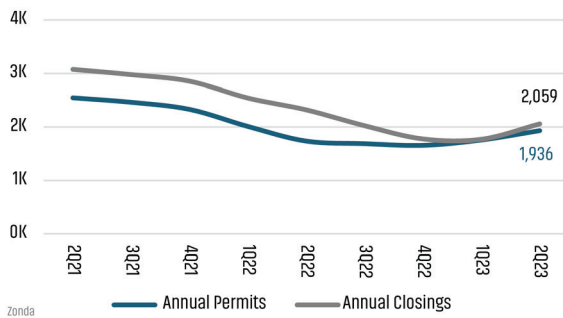
Median SF New Home Price

GREENVILLE NEW HOUSING TRENDS¹

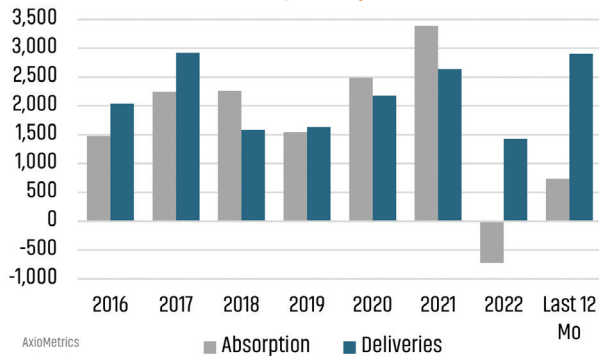
Greenville-Spartanburg Single & Multi-Family Permits



Greenville County Permits vs Closings



Greenville Multifamily Absorption & Deliveries



GREENVILLE COUNTY ANNUAL SF PERMITS



Jun 2022

1,740

Jun 2023

1,936

11.3%

GREENVILLE COUNTY ANNUAL NEW SF CLOSINGS

-11.3%

Jun 2022

2,322

Jun 2023

2,059



GREENVILLE COUNTY MEDIAN NEW SF PRICE



Jun 2022

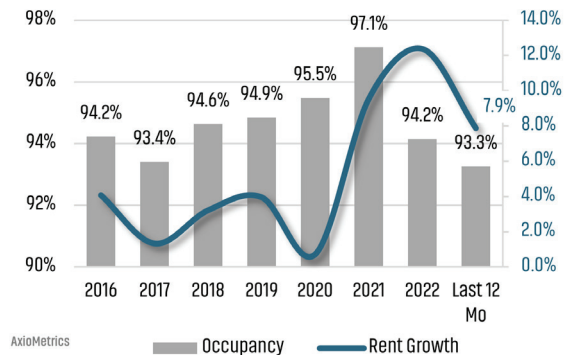
\$342,253

Jun 2023

\$377,500

10.3%

Greenville Multifamily Occupancy & Rent Growth



GREENVILLE MLS RESALE STATISTICS²

ANNUALIZED CLOSED SALES

Jun 2022

13,714

▲ 29.3%

Jun 2023

17,733

SF DAYS ON MARKET

Jun 2022

18 Days

▲ 21 Days

Jun 2023

39 Days

SF MEDIAN SALE PRICE

Jun 2022

\$311,524

▲ 2.7%

Jun 2023

\$320,000

MONTHS OF INVENTORY

Jun 2022

1.5 Mo

▲ 0.9 Mo

Jun 2023

2.4 Mo

ECONOMIC TRENDS³

UNEMPLOYMENT RATE (unadjusted)

GREENVILLE-SPARTANBURG

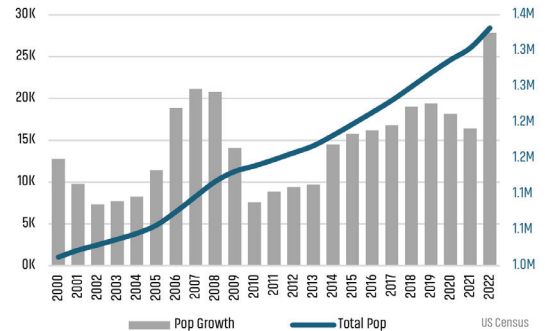
Jun 2022	Jun 2023
3.2%	3.3%
▲ 0.1%	

SOUTH CAROLINA

Jun 2022	Jun 2023
3.5%	3.5%
0.0%	



Greenville-Spartanburg Population Growth & Total



TOTAL NONFARM EMPLOYMENT (in thousands)

GREENVILLE-SPARTANBURG

Jun 2022	Jun 2023
606.0	630.0
▲ 4.0%	

SOUTH CAROLINA

Jun 2022	Jun 2023
2,229	2,313
▲ 3.7%	



EMPLOYMENT CHANGE

GREENVILLE-SPARTANBURG

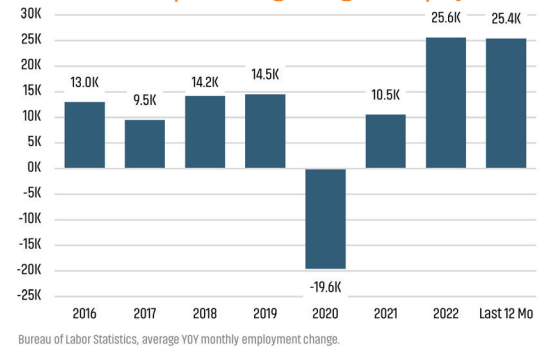
Annualized Employment Change*
5.1%

SOUTH CAROLINA

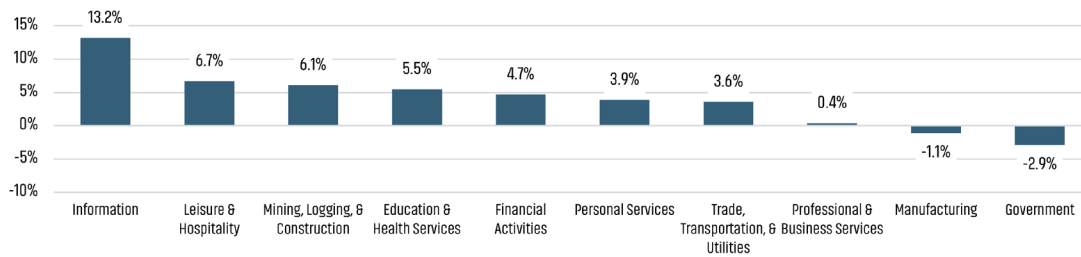
Annualized Employment Change*
4.2%



Greenville-Spartanburg Change in Employment



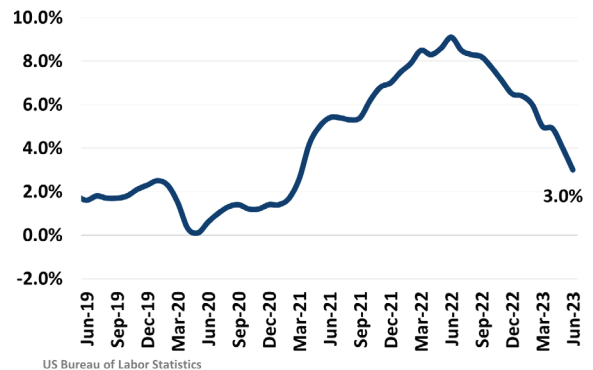
Greenville Change in Employment by Sector



30 Year Fixed Mortgage Rate



US Inflation Rate



THE NATION'S LEADING LAND BROKERAGE & ADVISORY FIRM



30 Offices Across the Nation



85+ Specialized Advisors



45+ Staff Professionals



\$15+ Billion in Sales Since 2017

SCOTTSDALE, AZ
CASA GRANDE, AZ
PRESCOTT, AZ
TUCSON, AZ
IRVINE, CA
BAY AREA, CA
PASADENA, CA
ROSEVILLE, CA
SAN DIEGO, CA
SANTA BARBARA, CA
VALENCIA, CA
LODI, CA
JACKSONVILLE, FL
ORLANDO, FL
TAMPA, FL

ATLANTA, GA
BOISE, ID
KANSAS CITY, KS/MO
CHARLOTTE, NC
LAS VEGAS, NV
RENO, NV
GREENVILLE, SC
NASHVILLE, TN
AUSTIN, TX
DALLAS-FORT WORTH, TX
HOUSTON, TX
SALT LAKE CITY, UT
BELLEVUE, WA

FUTURE OFFICES
ALBUQUERQUE, NM
CHARLESTON, SC
DENVER, CO
COLORADO SPRINGS, CO
RALEIGH-DURHAM, NC
SAN ANTONIO, TX

Greenville Market Advisor

Clay Driggers | cdriggers@landadvisors.com

355 South Main Street, 1st & 2nd Floors, Greenville, SC 29601

Office: 864.215.2727 Cell: 864.304.0472

LandAdvisors.com

