

HUNTSVILLE MARKET REPORT

HUNT MARKET INSIGHTS • 2023 HUNT



2.7%

Unemployment Rate



3,404

SF New Home Permits YTD



2,274

SF New Home Closings YTD



\$357,585

Median SF New Home Price

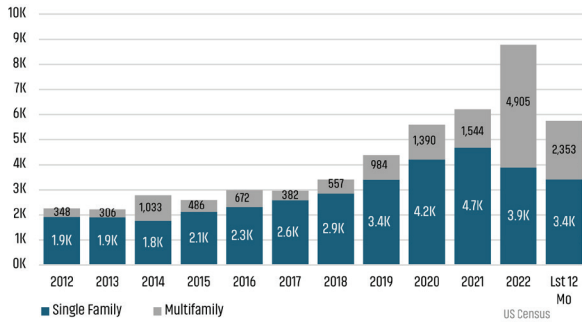


Land Advisors[®]
ORGANIZATION

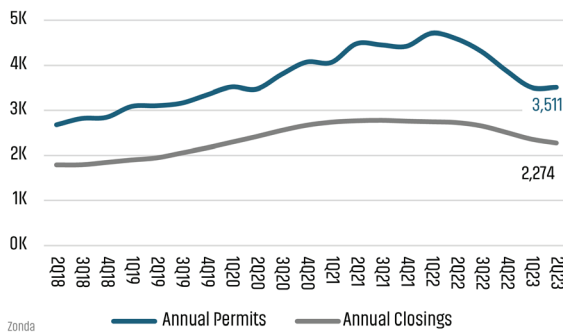
LANDADVISORS.COM

NEW HOUSING TRENDS¹

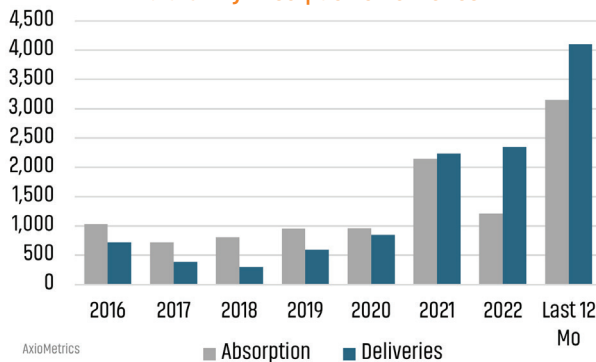
Single & Multi-Family Permits



Annual Single Family Permits vs Closings



Multifamily Absorption & Deliveries




SF NEW HOME PERMITS YTD



Jun 2022: 4,591
Jun 2023: 3,404
-25.9%

SF NEW HOME CLOSINGS ANNUAL

Jun 2022: 2,729
Jun 2023: 2,274
-16.7%

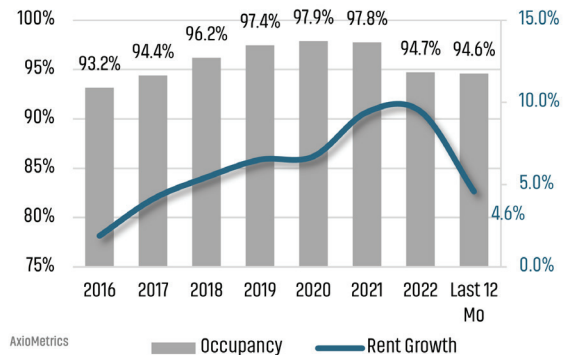


MEDIAN SINGLE FAMILY NEW HOME PRICE



Jun 2022: \$380,308
Jun 2023: \$357,585
-6.0%

Multifamily Occupancy & Rent Growth



MLS RESALE STATISTICS²

ANNUALIZED CLOSED SALES

Jun 2022: 9,477
Jun 2023: 7,542
-20.4%

SF DAYS ON MARKET

Jun 2022: 8 Days
Jun 2023: 25 Days
+17 Days

SF MEDIAN SALE PRICE

Jun 2022: \$346,900
Jun 2023: \$340,000
-2.0%

MONTHS OF INVENTORY

Jun 2022: 1.2 Mo
Jun 2023: 2.4 Mo
+1.2 Mo

ECONOMIC TRENDS³

UNEMPLOYMENT RATE (unadjusted)

HUNTSVILLE		ALABAMA	
Jun 2022	Jun 2023	Jun 2022	Jun 2023
2.7%	2.2%	3.1%	2.7%
▼ -0.5%		▼ -0.4%	



TOTAL NONFARM EMPLOYMENT (in thousands)

HUNTSVILLE		ALABAMA	
Jun 2022	Jun 2023	Jun 2022	Jun 2023
258.4	273.8	2,086	2,163
▲ 6.0%		▲ 3.7%	

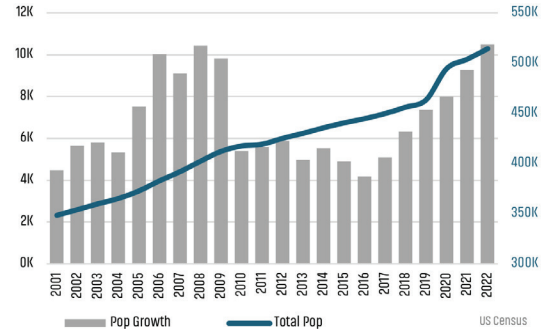


EMPLOYMENT CHANGE

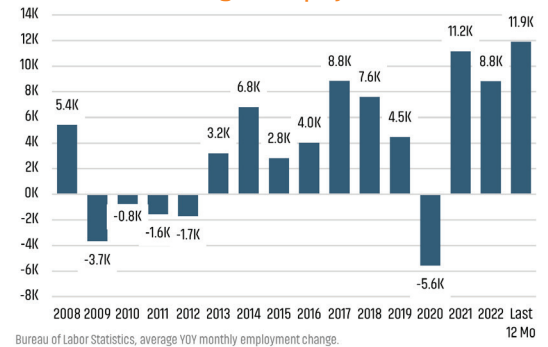
HUNTSVILLE		ALABAMA	
Annualized Employment Change*		Annualized Employment Change*	
4.7%		3.1%	



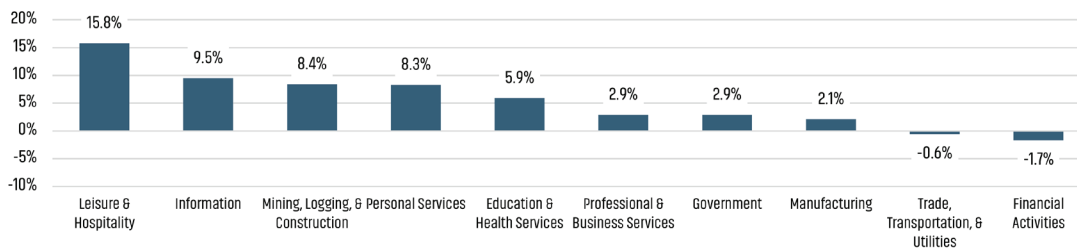
Population Growth & Total Population



Change in Employment



Change in Employment by Sector

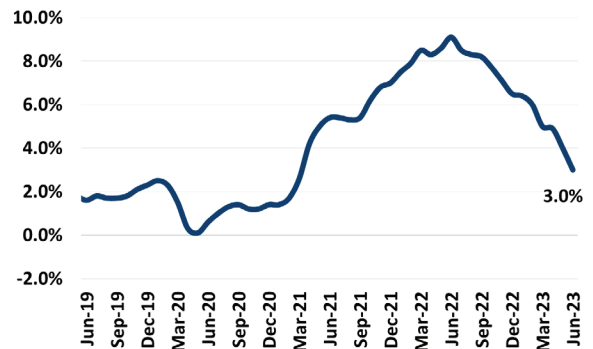


30 Year Fixed Mortgage Rate



St. Louis Fed

US Inflation Rate



US Bureau of Labor Statistics

THE NATION'S LEADING LAND BROKERAGE & ADVISORY FIRM



30 Offices Across the Nation



85+ Specialized Advisors



45+ Staff Professionals



\$15+ Billion in Sales Since 2017

SCOTTSDALE, AZ
CASA GRANDE, AZ
PRESCOTT, AZ
TUCSON, AZ
IRVINE, CA
BAY AREA, CA
PASADENA, CA
ROSEVILLE, CA
SAN DIEGO, CA
SANTA BARBARA, CA
VALENCIA, CA
LODI, CA
JACKSONVILLE, FL
ORLANDO, FL
TAMPA, FL

ATLANTA, GA
BOISE, ID
KANSAS CITY, KS/MO
CHARLOTTE, NC
LAS VEGAS, NV
RENO, NV
GREENVILLE, SC
NASHVILLE, TN
AUSTIN, TX
DALLAS-FORT WORTH, TX
HOUSTON, TX
SALT LAKE CITY, UT
BELLEVUE, WA

FUTURE OFFICES
ALBUQUERQUE, NM
CHARLESTON, SC
DENVER, CO
COLORADO SPRINGS, CO
RALEIGH-DURHAM, NC
SAN ANTONIO, TX

Nashville/Huntsville Market Team

Ashley Bishop | abishop@landadvisors.com

Eric S. Deems | edeems@landadvisors.com

3102 West End Avenue, Suite 400, Nashville, TN 37203

Phone: 615.845.9500

[LandAdvisors.com](https://www.LandAdvisors.com)

