

HUNTSVILLE MARKET REPORT

HUNT

MARKET INSIGHTS • 3Q24



2.6%

Unemployment Rate



25.1%

YoY New Home Starts Up



11.5%

YoY New Home Closings Up



\$345,242

Median SF New Home Price

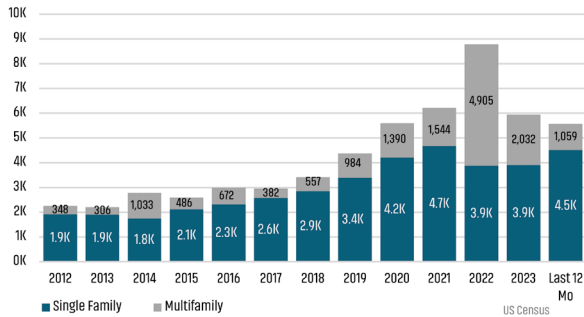


Land Advisors[®]
ORGANIZATION

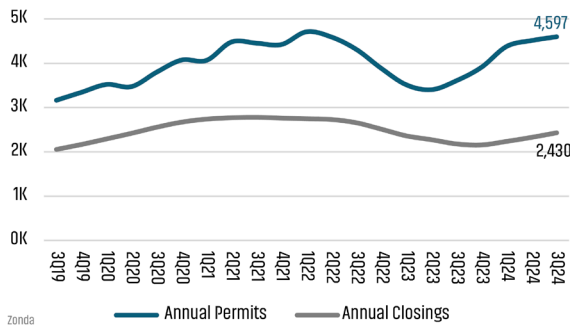
LANDADVISORS.COM

NEW HOUSING TRENDS¹

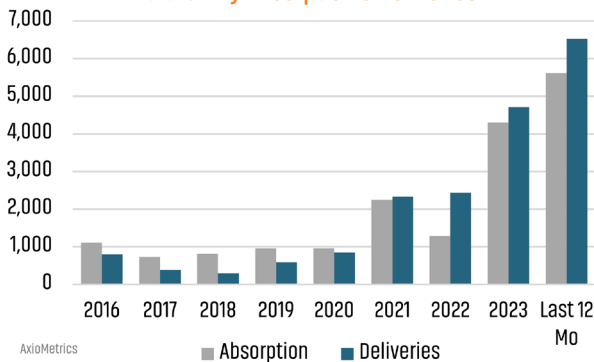
Single & Multi-Family Permits



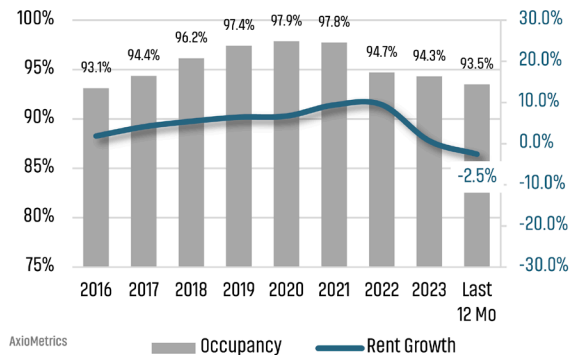
Annual Single Family Permits vs Closings



Multifamily Absorption & Deliveries



Multifamily Occupancy & Rent Growth



SF NEW HOME PERMITS YTD



Sep 2023: 3,608
 Sep 2024: 4,512
 ▲ 25.1%

SF NEW HOME CLOSINGS ANNUAL

11.5% ▲
 Sep 2023: 2,179
 Sep 2024: 2,430

MEDIAN SINGLE FAMILY NEW HOME PRICE

Sep 2023: \$337,210
 Sep 2024: \$345,242
 ▲ 2.4%

MLS RESALE STATISTICS²

ANNUALIZED CLOSED SALES

Sep 2023: 7,069
 ▼ -1.8%
 Sep 2024: 6,941

SF DAYS ON MARKET

Sep 2023: 29 Days
 ▲ 13 Days
 Sep 2024: 42 Days

SF MEDIAN SALE PRICE

Sep 2023: \$325,700
 ▲ 3.9%
 Sep 2024: \$338,312

MONTHS OF INVENTORY

Sep 2023: 2.9 Mo
 ▲ 1.3 Mo
 Sep 2024: 4.2 Mo

ECONOMIC TRENDS³

UNEMPLOYMENT RATE (unadjusted)

HUNTSVILLE		ALABAMA	
Sep 2023	Sep 2024	Sep 2023	Sep 2024
2.2%	2.6%	2.7%	2.9%
▲ 0.4%		▲ 0.2%	



TOTAL NONFARM EMPLOYMENT (in thousands)

HUNTSVILLE		ALABAMA	
Sep 2023	Sep 2024	Sep 2023	Sep 2024
252.4	255.5	2,260	2,278
▲ 1.2%		▲ 0.8%	

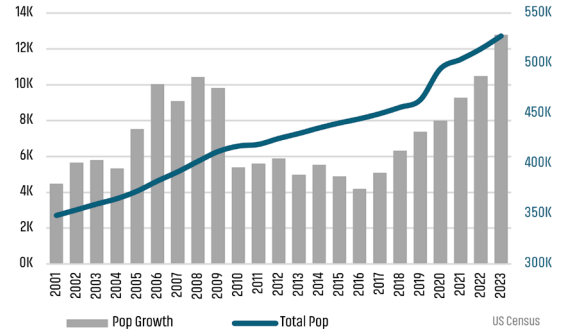


EMPLOYMENT CHANGE

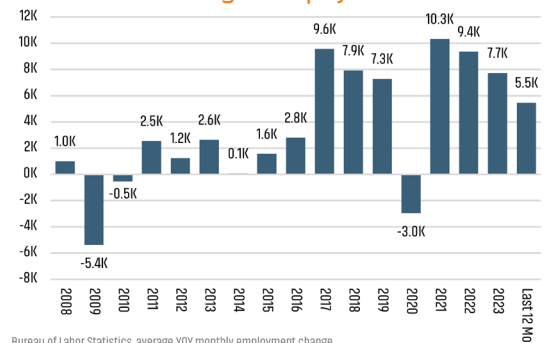
HUNTSVILLE		ALABAMA	
Annualized Employment Change		Annualized Employment Change	
2.2%		1.2%	



Population Growth & Total Population

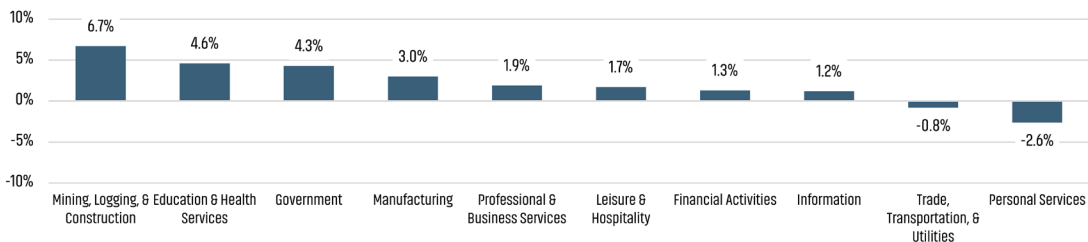


Change in Employment

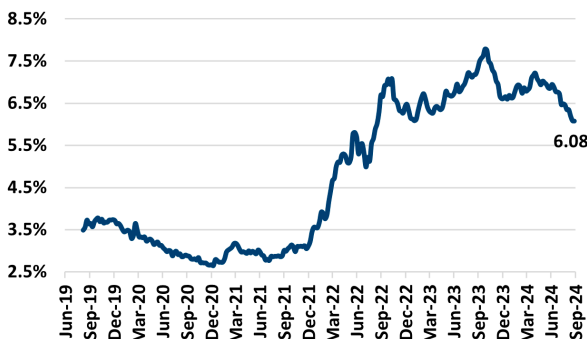


Bureau of Labor Statistics, average YOY monthly employment change.

Change in Employment by Sector

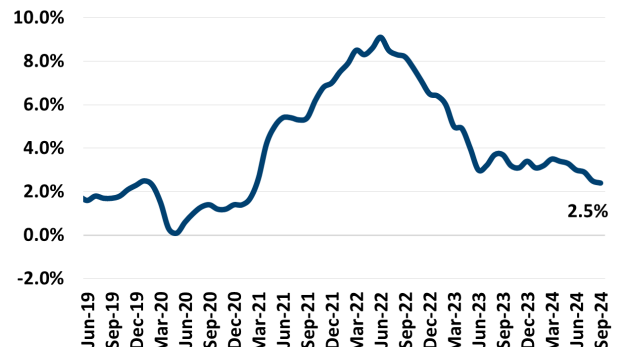


30 Year Fixed Mortgage Rate



St. Louis Fed

US Inflation Rate



US Bureau of Labor Statistics

THE NATION'S LEADING LAND BROKERAGE & ADVISORY FIRM



30 Offices Across the Nation



85+ Specialized Advisors



45+ Staff Professionals



\$15+ Billion in Sales Since 2017

PHOENIX, AZ (HQ)

CASA GRANDE, AZ

PRESCOTT, AZ

TUCSON, AZ

BAY AREA, CA

IRVINE, CA

LODI, CA

PASADENA, CA

ROSEVILLE, CA

SACRAMENTO VALLEY, CA

SAN DIEGO, CA

SANTA BARBARA, CA

VALENCIA, CA

DENVER, CO

JACKSONVILLE, FL

ORLANDO, FL

TAMPA, FL

ATLANTA, GA

BOISE, ID

KANSAS CITY, KS/MO

CHARLOTTE, NC

LAS VEGAS, NV

RENO, NV

GREENVILLE, SC

NASHVILLE, TN

AUSTIN, TX

DALLAS-FORT WORTH, TX

HOUSTON, TX

SALT LAKE CITY, UT

BELLEVUE, WA

FUTURE OFFICES

ALBUQUERQUE, NM

CHARLESTON, SC

COLORADO SPRINGS, CO

RALEIGH-DURHAM, NC

SAN ANTONIO, TX

Nashville/Huntsville Market Team

Ashley Bishop | abishop@landadvisors.com

Eric S. Deems | edeems@landadvisors.com

George Schubert | gschubert@landadvisors.com

3322 West End Avenue, Suite 610, Nashville, TN 37203

Phone: 615.845.9500

LandAdvisors.com

