

TUCSON MARKET REPORT

TUS

MARKET INSIGHTS • 4Q24



3.7%

Tucson Unemployment Rate



12.9%

YoY New Home Permits Up



7.8%

YoY New Home Closings Up

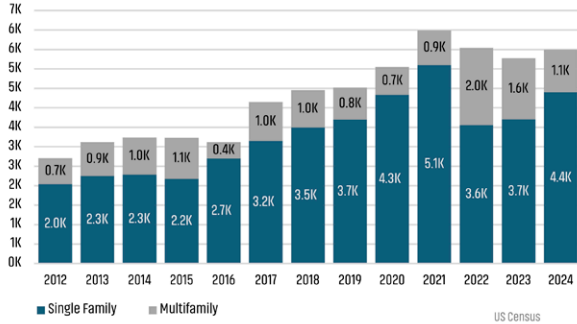


\$407,450

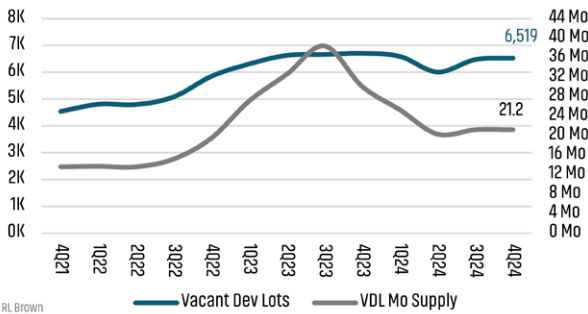
Median New Home Price

NEW HOUSING TRENDS¹

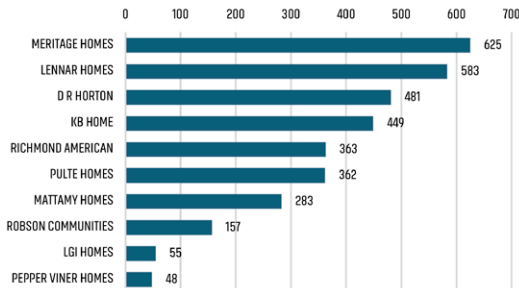
Single & Multi-Family Permits



Builder Vacant Lot Supply



12 Month Homebuilder Ranking by Closings



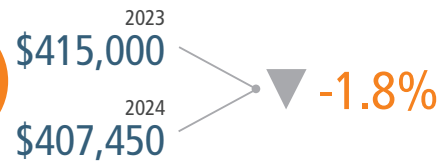
NEW HOME PERMITS



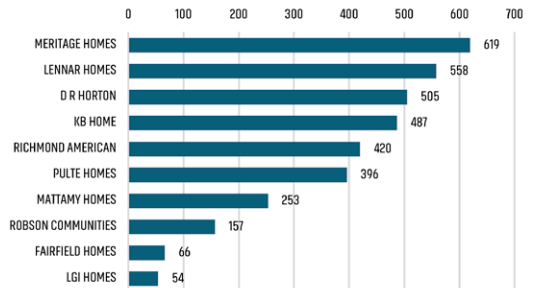
NEW HOME CLOSINGS



MEDIAN NEW HOME PRICE

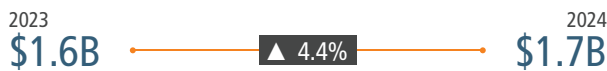


12 Month Homebuilder Ranking by Permits



MLS RESALE STATISTICS²

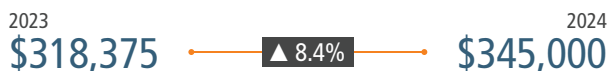
TOTAL SALES VOLUME YTD



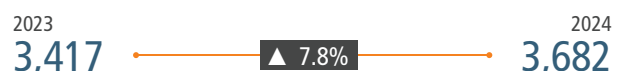
MONTHS OF INVENTORY



MEDIAN SALE PRICE

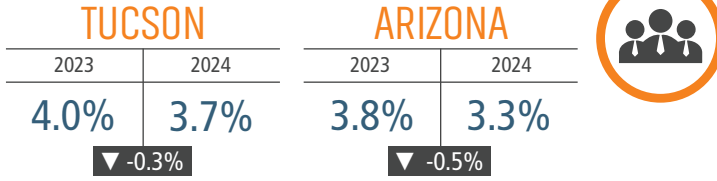


CLOSED SALES YTD

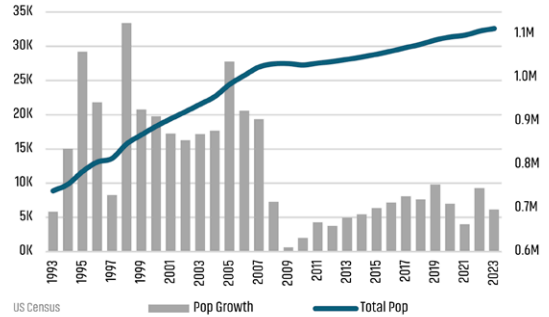


ECONOMIC TRENDS³

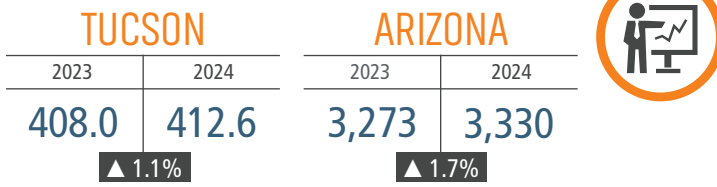
UNEMPLOYMENT RATE (unadjusted)



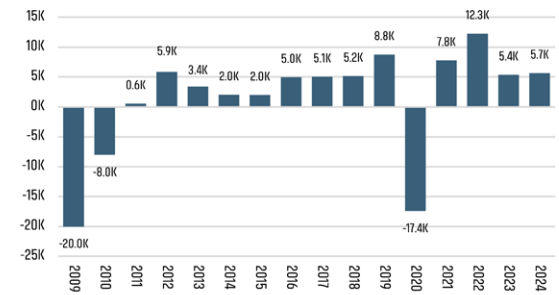
Population Growth & Total Population



TOTAL NONFARM EMPLOYMENT (in thousands)



Change in Employment



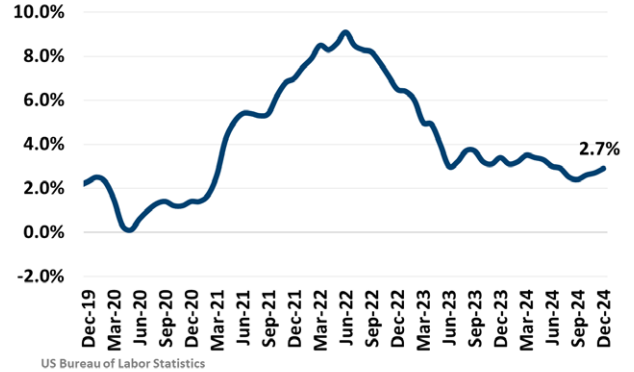
EMPLOYMENT CHANGE



30 Year Fixed Mortgage Rate

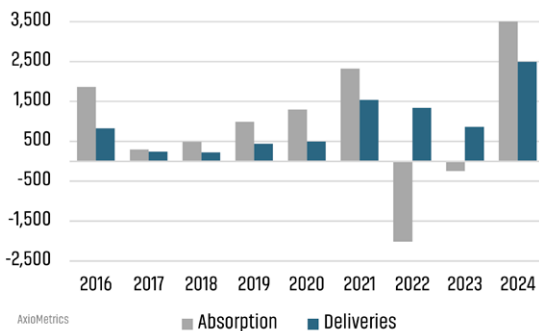


US Inflation Rate

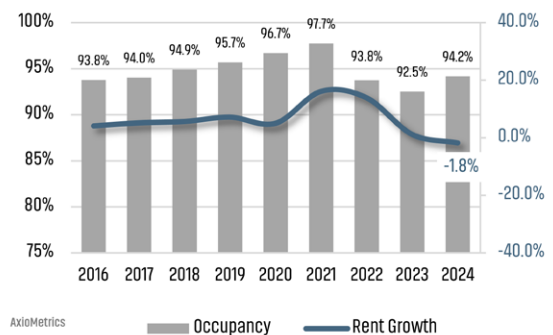


MULTIFAMILY STATISTICS

Absorption & Deliveries



Occupancy & Rent Growth



Sources: (3) Arizona Office of Economic Opportunity
*Seasonally Adjusted

TUCSON, ARIZONA

Master-Planned Communities and Larger Residential Projects



Over **80% Market Share** of Current and Future (20,000+) Residential Lots Throughout the Tucson Metro Area



Top Land Brokerage Firm by Transaction Volume for Over 14 Years in a Row



Representation of Tucson's **Top Master-Planned Communities**



Responsible for **Largest Homebuilder Sales** in the Past Decade

Tucson Market Team:

Will White | wwhite@landadvisors.com

John Carroll | jcarroll@landadvisors.com

3561 East Sunrise Drive, Suite 207, Tucson, Arizona 85718

Phone: 520.514.7454

LandAdvisors.com