

PINAL

MARKET INSIGHTS • 3Q19

PINAL



4.8%

Pinal County Unemployment Rate



3.5%

AZ Annualized Job Growth



\$250,990

Median New Home Price

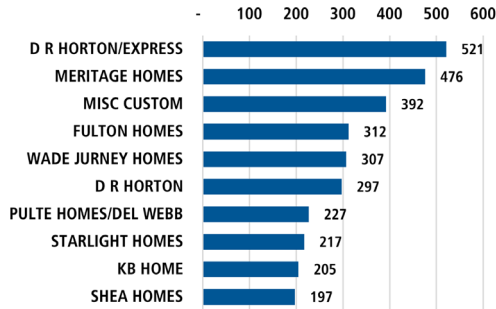


69.4%

New Home Permits Up

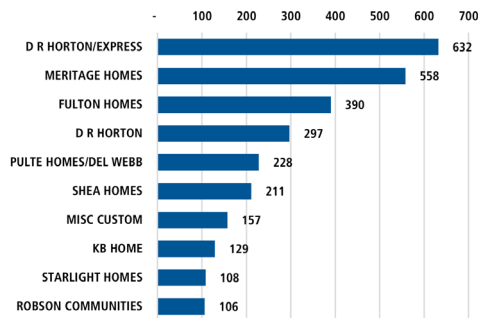
HOUSING TRENDS

Pinal Top Builder By Permits (Last 12 Months)



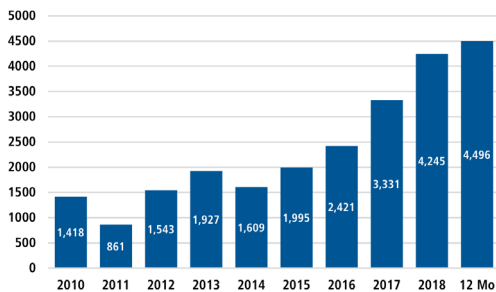
RL Brown

Pinal County Top Builders by Closings (Last 12 Months)




RL Brown

Pinal County Single Family New Home Permits

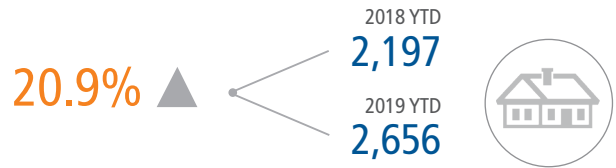


HBACA

NEW HOME PERMITS¹



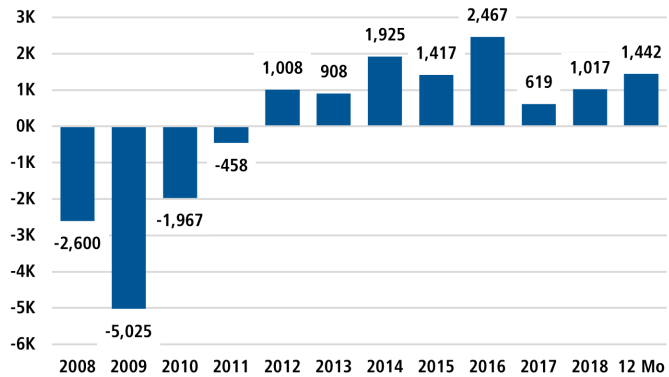
NEW HOME CLOSINGS²



MEDIAN NEW HOME PRICE²



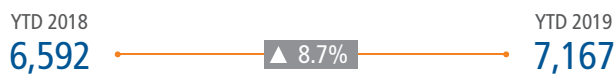
Employment Growth



AZ Office of Economic Opp average YOY monthly employment change

MLS RESALE STATISTICS²

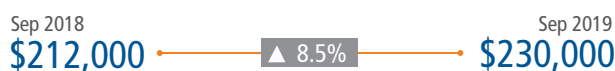
CLOSED SALES



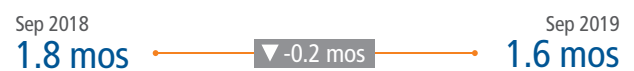
AVERAGE DAYS ON MARKET



MEDIAN SALE PRICE



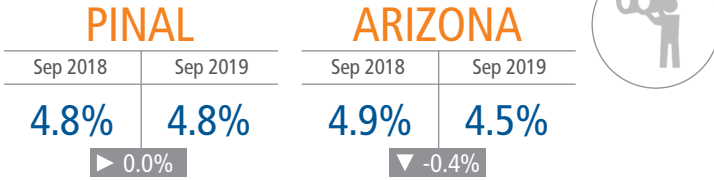
MONTHS OF INVENTORY*



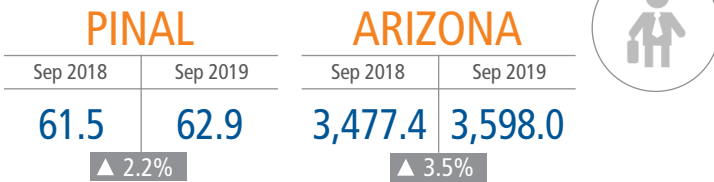
*Excluding UCB Status Listings

ECONOMIC TRENDS³

UNEMPLOYMENT RATE (unadjusted)



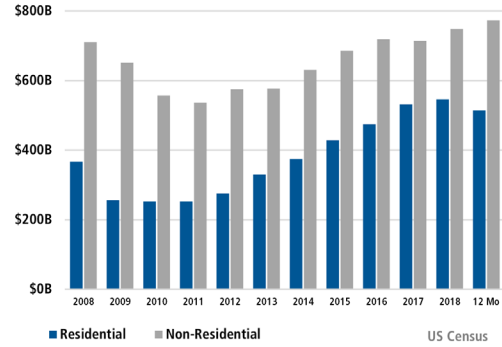
TOTAL NONFARM EMPLOYMENT (in thousands)



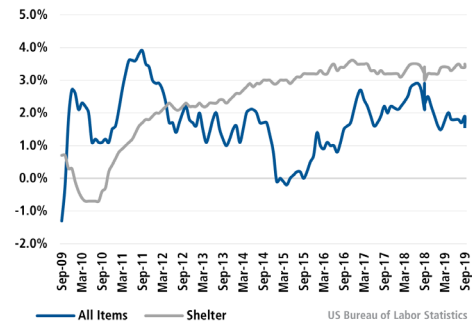
EMPLOYMENT GROWTH



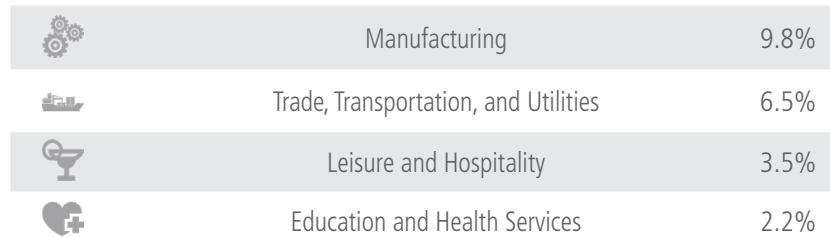
US Construction Spending



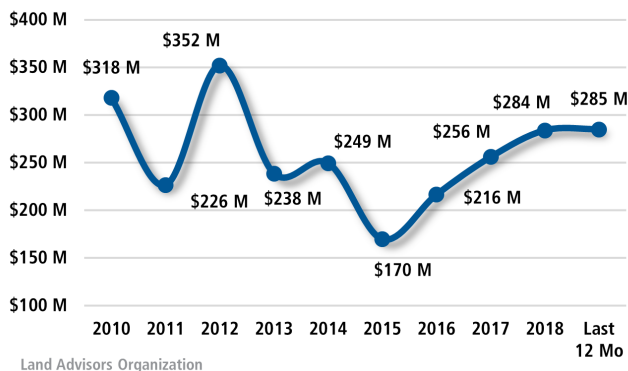
Consumer Price Index - Total CPI vs Shelter



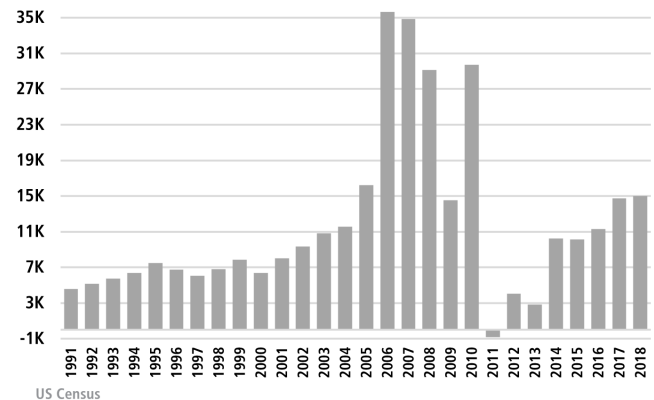
Phoenix MSA Healthy YOY Employment Growth Seen In



Pinal County Land Transactions Annual Volume



Pinal County Population Growth & Total Population



The Nation's Leading Land Brokerage & Advisory Firm

Sales • Capital • M&A • Advisory

- 24 offices across the nation
- 65+ specialized advisors
- 35+ staff professionals
- \$24+ billion in sales since 1987

SCOTTSDALE, AZ
CASA GRANDE, AZ
PRESCOTT, AZ
TUCSON, AZ
IRVINE, CA
BAY AREA, CA
COACHELLA VALLEY, CA
PASADENA, CA
ROSEVILLE, CA
SAN DIEGO, CA
SANTA BARBARA, CA
VALENCIA, CA
ORLANDO, FL
TAMPA, FL
BOISE, ID
CHARLOTTE, NC
ALBUQUERQUE, NM
LAS VEGAS, NV
RENO, NV
AUSTIN, TX
DALLAS-FORT WORTH, TX
HOUSTON, TX
SALT LAKE CITY, UT
BELLEVUE, WA

FUTURE OFFICES
DENVER, CO
ATLANTA, GA
PORTLAND, OR
CHARLESTON, SC
DC - NORTHERN VIRGINIA

Pinal Market Team:

Kirk McCarville | kmccarville@landadvisors.com
442 W. Kortsen Road, Suite 203, Casa Grande, Arizona 85122
Phone: 520.836.8801 | Fax: 520.421.9694

Ben Heglie | bheglie@landadvisors.com
Bobby Wuertz | bwuertz@landadvisors.com
4900 North Scottsdale Road, Suite 3000, Scottsdale, Arizona 85251
Phone: 480.483.8100 | Fax: 480.483.0000
LandAdvisors.com

