

# NAZ

MARKET INSIGHTS • 4Q19



**4.0%**

Prescott Unemployment Rate



**\$385,250**

Prescott MSA Median New Home Price



**5.5%**

Flagstaff Unemployment Rate



**\$400,000**

Flagstaff Median New Home Price

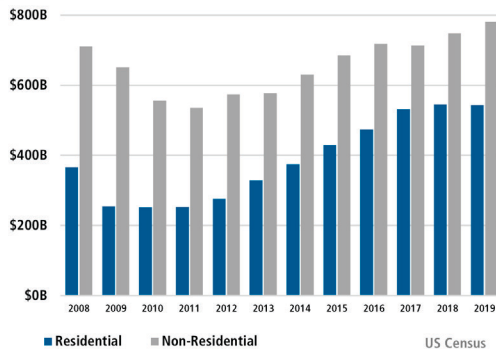


Land Advisors<sup>®</sup>  
ORGANIZATION

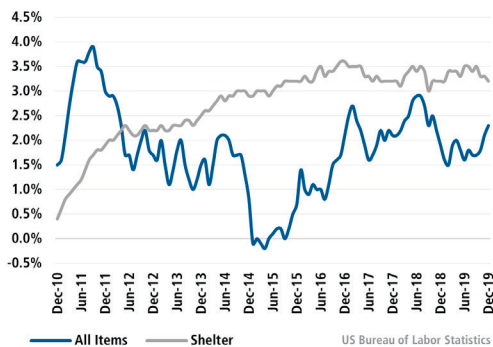
[LANDADVISORS.COM](http://LANDADVISORS.COM)

**4Q19 HOUSING HIGHLIGHTS**

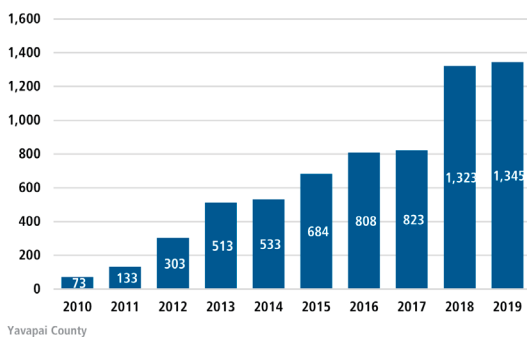
**US Construction Spending**



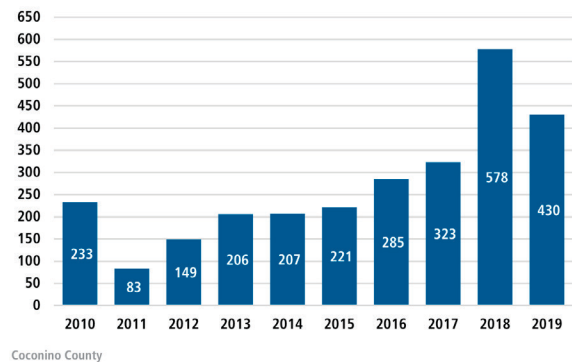
**Consumer Price Index - Total CPI vs Shelter**



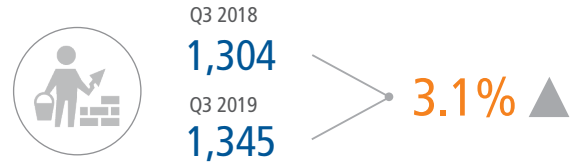
**Prescott & Prescott Valley Single Family Permits**



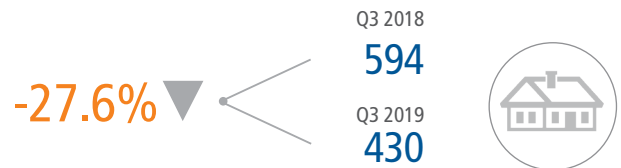
**Flagstaff MSA Single Family Permits**



**PRESCOTT MSA NEW HOME PERMITS<sup>2</sup>**



**FLAGSTAFF MSA NEW HOME PERMITS<sup>2</sup>**



**SF MEDIAN RESALE HOME PRICE - FLAGSTAFF<sup>2</sup>**



**MLS RESALE STATISTICS**

**PRESCOTT TRI-CITY AREA<sup>1</sup>**

**PRESCOTT MEDIAN SALE PRICE**



**PRESCOTT DAYS ON MARKET**



**FLAGSTAFF AREA<sup>2</sup>**

**FLAGSTAFF SFR MEDIAN SALE PRICE**



**FLAGSTAFF DAYS ON MARKET**



Sources: (1) Prescott Association of REALTOR<sup>SM</sup> (2) Census

**ECONOMIC TRENDS<sup>5</sup>**

UNEMPLOYMENT RATE (unadjusted)

**PRESCOTT**

Dec 2018      Dec 2019

**4.6%**      **4.0%**

▼ -0.6%

**FLAGSTAFF**

Dec 2018      Dec 2019

**6.2%**      **5.5%**

▼ -0.7%



TOTAL NONFARM EMPLOYMENT (in thousands)

**PRESCOTT**

Dec 2018      Dec 2019

**106.1**      **108.7**

▲ 2.5%

**FLAGSTAFF**

Dec 2018      Dec 2019

**77.5**      **77.7**

▲ 0.3%



EMPLOYMENT GROWTH

**PRESCOTT**

Annualized Employment Change\*

**2.5%**

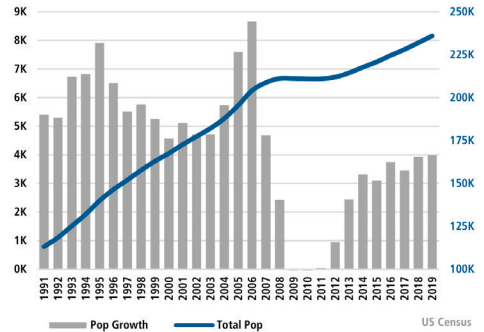
**FLAGSTAFF**

Annualized Employment Change\*

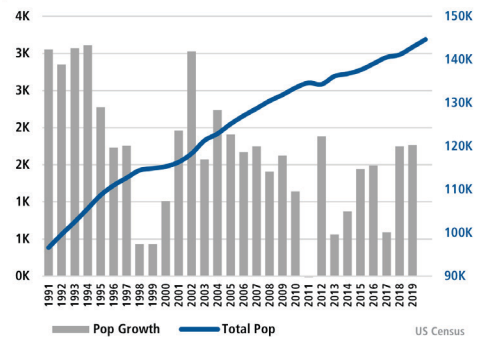
**0.3%**



**Prescott Population Growth & Total Population**



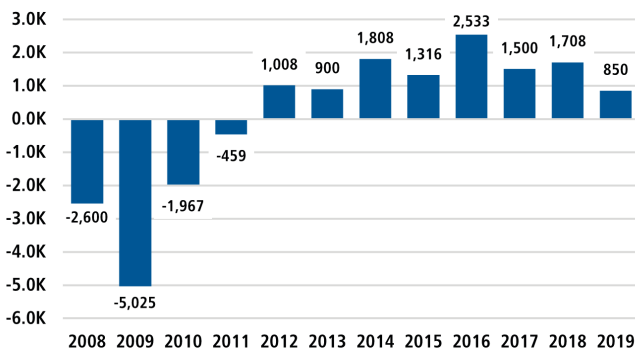
**Flagstaff Population Growth & Total Population**



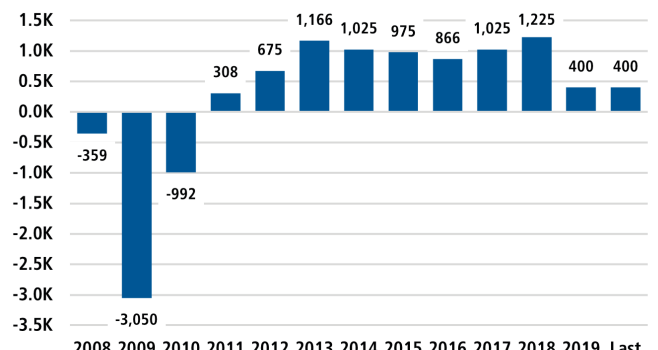
**Healthy YOY Employment Growth Seen In**



**Prescott MSA Employment Growth**



**Flagstaff MSA Employment Growth**



AZ Office of Economic Opp average YOY monthly employment change.

AZ Office of Economic Opp average YOY monthly employment change.

# The Nation's Leading Land Brokerage & Advisory Firm

Sales • Capital • M&A • Advisory

- 24 offices across the nation
- 65+ specialized advisors
- 35+ staff professionals
- \$24+ billion in sales since 1987

SCOTTSDALE, AZ  
CASA GRANDE, AZ  
PRESCOTT, AZ  
TUCSON, AZ  
IRVINE, CA  
BAY AREA, CA  
COACHELLA VALLEY, CA  
PASADENA, CA  
ROSEVILLE, CA  
SAN DIEGO, CA  
SANTA BARBARA, CA  
VALENCIA, CA  
ORLANDO, FL  
TAMPA, FL  
BOISE, ID  
CHARLOTTE, NC  
ALBUQUERQUE, NM  
LAS VEGAS, NV  
RENO, NV  
AUSTIN, TX  
DALLAS-FORT WORTH, TX  
HOUSTON, TX  
SALT LAKE CITY, UT  
BELLEVUE, WA

FUTURE OFFICES  
DENVER, CO  
ATLANTA, GA  
PORTLAND, OR  
CHARLESTON, SC  
DC - NORTHERN VIRGINIA

Northern Arizona Market Advisor

**Capri Barney** | [cbarney@landadvisors.com](mailto:cbarney@landadvisors.com)

4900 North Scottsdale Road, Suite 3000 Scottsdale, Arizona 85251

Phone: 928.445.4457 | Fax: 480.483.0000

**LandAdvisors.com**

