

# HUNTSVILLE MARKET REPORT

# HUNT

MARKET INSIGHTS • 4Q24



2.7%

Unemployment Rate



17.1%

YoY New Home Starts Up



11.5%

YoY New Home Closings Up



\$325,000

Median SF New Home Price

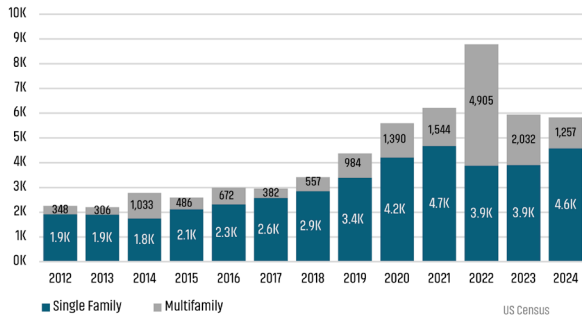


Land Advisors<sup>®</sup>  
ORGANIZATION

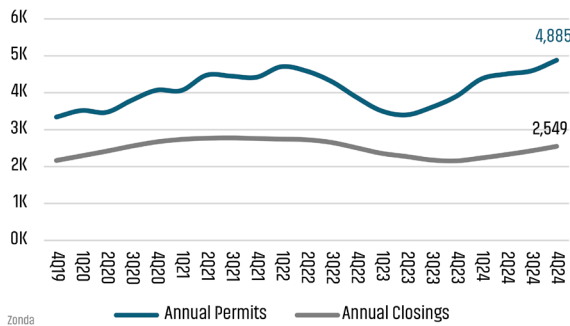
[LANDADVISORS.COM](https://www.LANDADVISORS.COM)

**NEW HOUSING TRENDS<sup>1</sup>**

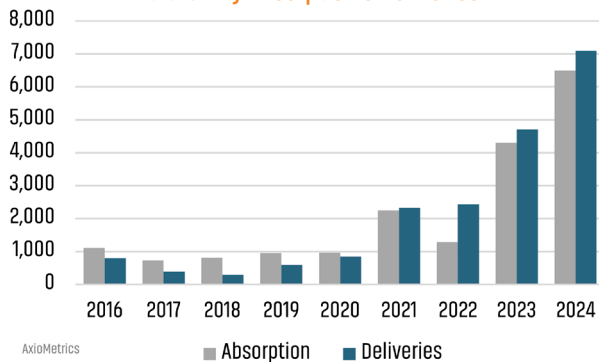
**Single & Multi-Family Permits**



**Annual Single Family Permits vs Closings**



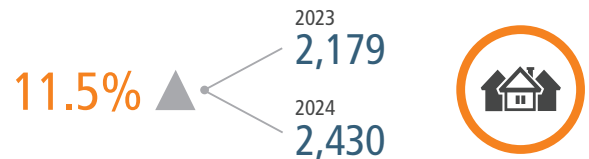
**Multifamily Absorption & Deliveries**



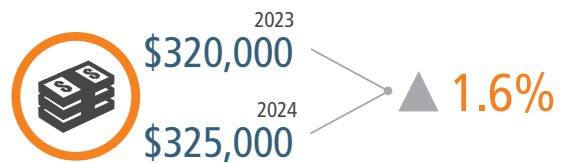
**SF NEW HOME PERMITS YTD**



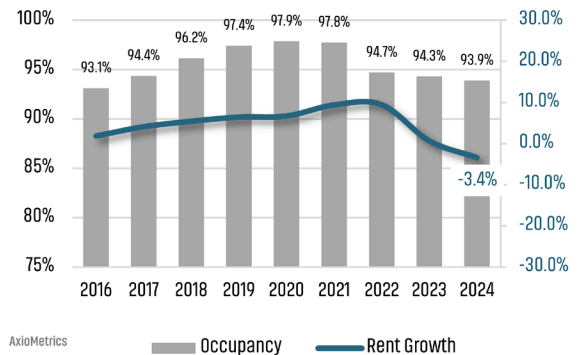
**SF NEW HOME CLOSINGS ANNUAL**



**MEDIAN SINGLE FAMILY NEW HOME PRICE**

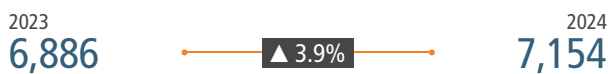


**Multifamily Occupancy & Rent Growth**

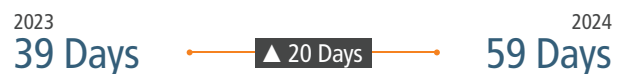


**MLS RESALE STATISTICS<sup>2</sup>**

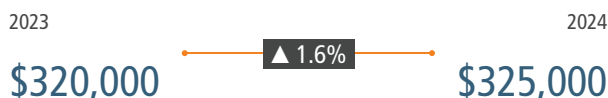
**ANNUALIZED CLOSED SALES**



**SF DAYS ON MARKET**



**SF MEDIAN SALE PRICE**



**MONTHS OF INVENTORY**



**ECONOMIC TRENDS<sup>3</sup>**

**UNEMPLOYMENT RATE** (unadjusted)

HUNTSVILLE		ALABAMA	
2023	2024	2023	2024
2.2%	2.7%	2.8%	3.3%
▲ 0.5%		▲ 0.5%	



**TOTAL NONFARM EMPLOYMENT** (in thousands)

HUNTSVILLE		ALABAMA	
2023	2024	2023	2024
252.8	257.6	2,261	2,280
▲ 1.9%		▲ 0.8%	

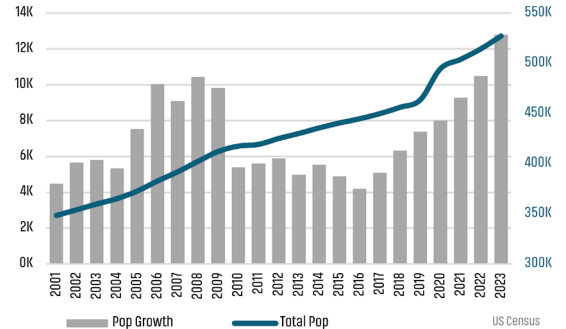


**EMPLOYMENT CHANGE**

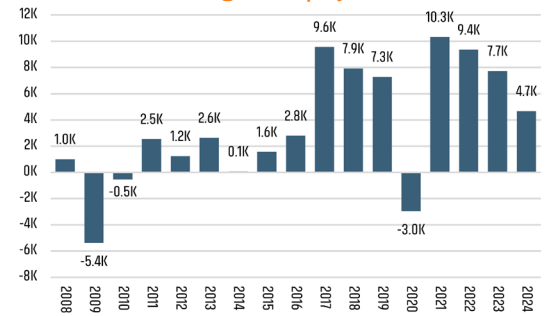
HUNTSVILLE		ALABAMA	
Annualized Employment Change		Annualized Employment Change	
1.9%		0.9%	



**Population Growth & Total Population**

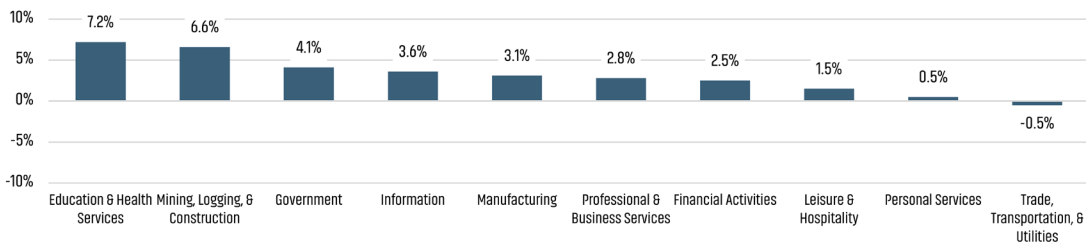


**Change in Employment**

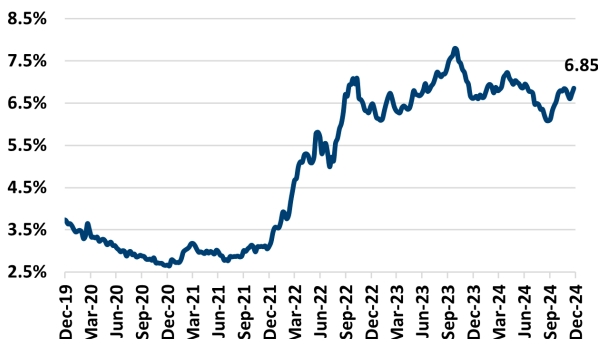


Bureau of Labor Statistics, average YOY monthly employment change.

**Change in Employment by Sector**

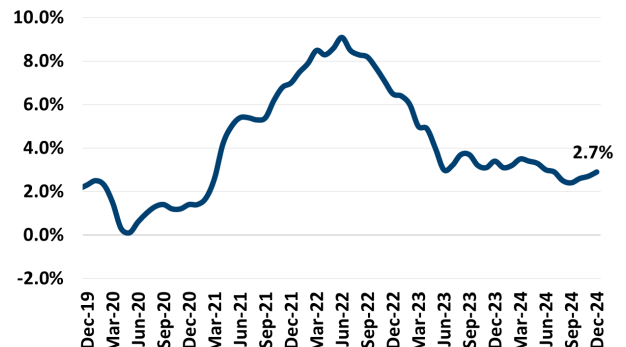


**30 Year Fixed Mortgage Rate**



St. Louis Fed

**US Inflation Rate**



US Bureau of Labor Statistics



# THE NATION'S LEADING LAND BROKERAGE & ADVISORY FIRM



30 Offices Across the Nation



85+ Specialized Advisors



45+ Staff Professionals



\$15+ Billion in Sales Since 2017

PHOENIX, AZ (HQ)

CASA GRANDE, AZ

PRESCOTT, AZ

TUCSON, AZ

BAY AREA, CA

IRVINE, CA

LODI, CA

PASADENA, CA

ROSEVILLE, CA

SACRAMENTO VALLEY, CA

SAN DIEGO, CA

SANTA BARBARA, CA

VALENCIA, CA

DENVER, CO

JACKSONVILLE, FL

ORLANDO, FL

TAMPA, FL

ATLANTA, GA

BOISE, ID

KANSAS CITY, KS/MO

CHARLOTTE, NC

LAS VEGAS, NV

RENO, NV

GREENVILLE, SC

NASHVILLE, TN

AUSTIN, TX

DALLAS-FORT WORTH, TX

HOUSTON, TX

SALT LAKE CITY, UT

BELLEVUE, WA

## FUTURE OFFICES

ALBUQUERQUE, NM

CHARLESTON, SC

COLORADO SPRINGS, CO

RALEIGH-DURHAM, NC

SAN ANTONIO, TX

Nashville/Huntsville Market Team

**Eric S. Deems** | [edeems@landadvisors.com](mailto:edeems@landadvisors.com)

**George Schubert** | [gschubert@landadvisors.com](mailto:gschubert@landadvisors.com)

3322 West End Avenue, Suite 610, Nashville, TN 37203

Phone: 615.845.9500

[LandAdvisors.com](https://www.LandAdvisors.com)

