

# JACKSONVILLE MARKET REPORT

# JAX

MARKET INSIGHTS • 1Q25



3.6%

Jacksonville Unemployment Rate



-16.0%

YoY New Home Starts Down



2.9%

YoY New Home Closings Up

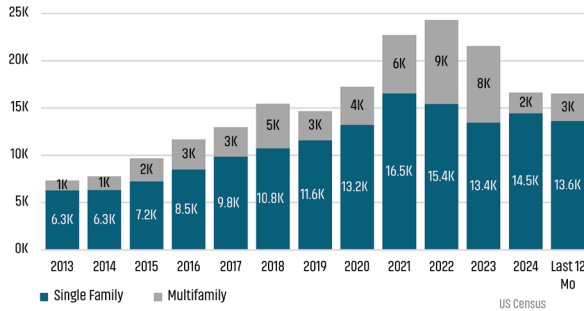


\$530,237

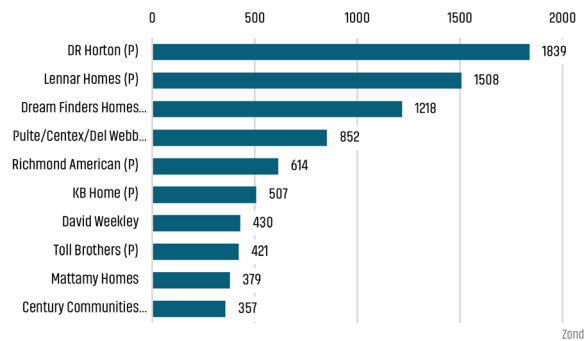
Average New Home Price

**NEW HOUSING TRENDS<sup>1</sup>**

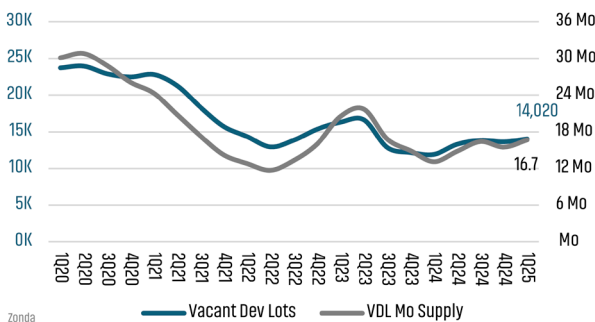
**Single & Multi-Family Permits**



**12 Month Homebuilder Ranking by Closings**



**Vacant Developed Lot Supply**



**ANNUALIZED NEW HOME STARTS**



Mar 2024  
**10,898**

Mar 2025  
**9,149**

**-16.0%**

**ANNUALIZED NEW HOME CLOSINGS**

**2.9%**

Mar 2024  
**9,815**

Mar 2025  
**10,098**



**AVERAGE NEW HOME PRICE**

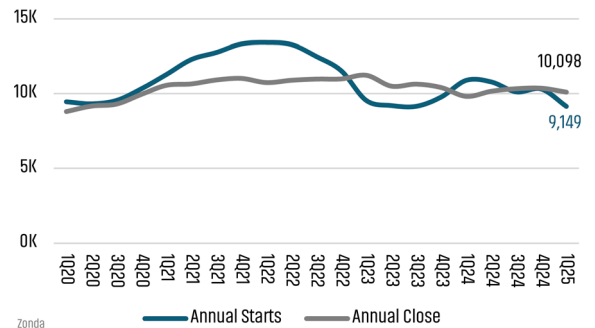


Mar 2024  
**\$509,835**

Mar 2025  
**\$530,237**

**4.0%**

**Annual Starts vs Closings**



**MLS RESALE STATISTICS - JACKSONVILLE MSA SINGLE FAMILY HOMES<sup>2</sup>**

**CLOSED SALES YTD**

Mar 2024  
**4,699**

**-8.9%**

Mar 2025  
**4,281**

**MONTHS OF INVENTORY**

Mar 2024  
**2.5 Mo**

**▲ 2.1 Mo**

Mar 2025  
**4.6 Mo**

**MEDIAN SALE PRICE**

Mar 2024  
**\$385,000**

**▼ -1.3%**

Mar 2025  
**\$380,000**

**DAYS ON MARKET**

Mar 2024  
**34 Days**

**▲ 9 Days**

Mar 2025  
**43 Days**

**ECONOMIC TRENDS<sup>3</sup>**

**UNEMPLOYMENT RATE** (unadjusted)

**JACKSONVILLE**

Mar 2024 | Mar 2025

3.2% | 3.6%

▲ 0.4%

**FLORIDA**

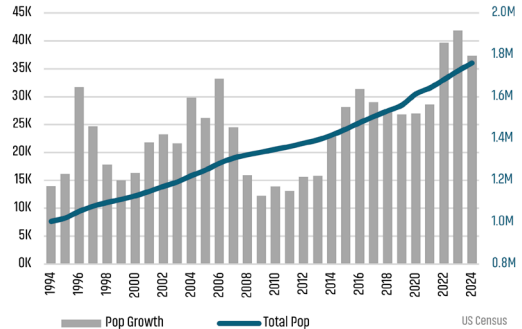
Mar 2024 | Mar 2025

3.2% | 3.6%

▲ 0.4%



**Population Growth & Total Population**



**TOTAL NONFARM EMPLOYMENT** (in thousands)

**JACKSONVILLE**

Mar 2024 | Mar 2025

822.0 | 824.3

▲ 0.3%

**FLORIDA**

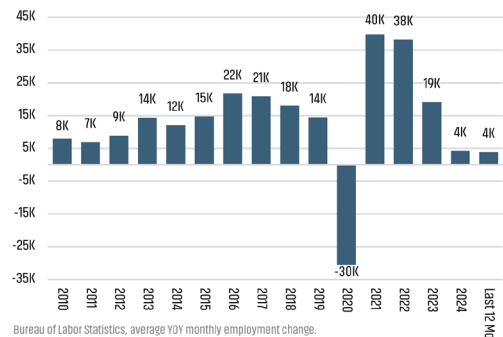
Mar 2024 | Mar 2025

10,776 | 10,795

▲ 0.2%



**Change in Employment**



**EMPLOYMENT CHANGE**

**JACKSONVILLE**

Annualized Employment Change

0.5%

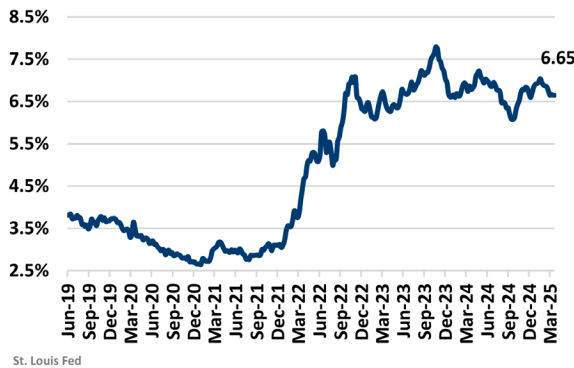
**FLORIDA**

Annualized Employment Change

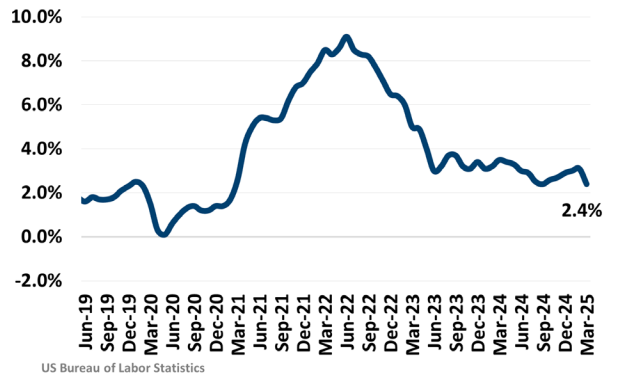
0.4%



**30 Year Fixed Mortgage Rate**

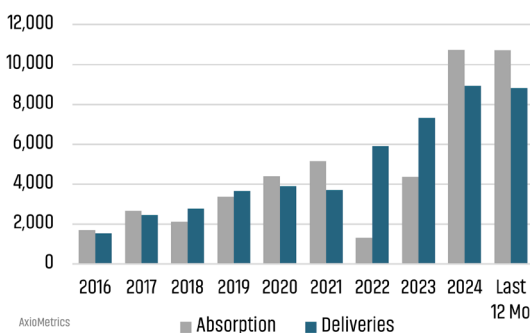


**US Inflation Rate**

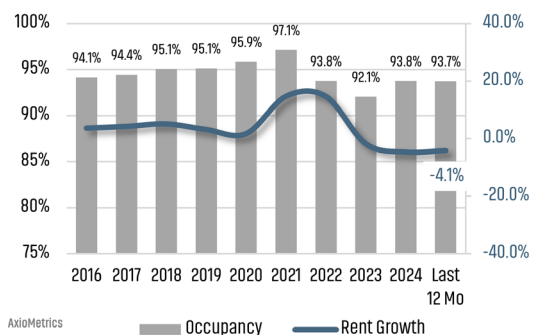


**MULTIFAMILY STATISTICS**

**Absorption & Deliveries**



**Occupancy & Rent Growth**



Sources: (3) Bureau of Labor Statistics  
\*Seasonally Adjusted

# THE NATION'S LEADING LAND BROKERAGE & ADVISORY FIRM



30 Offices Across the Nation



85+ Specialized Advisors



45+ Staff Professionals



\$15+ Billion in Sales Since 2017

PHOENIX, AZ (HQ)

CASA GRANDE, AZ

PRESCOTT, AZ

TUCSON, AZ

BAY AREA, CA

IRVINE, CA

LODI, CA

PASADENA, CA

ROSEVILLE, CA

SACRAMENTO VALLEY, CA

SAN DIEGO, CA

SANTA BARBARA, CA

VALENCIA, CA

DENVER, CO

JACKSONVILLE, FL

ORLANDO, FL

TAMPA, FL

ATLANTA, GA

BOISE, ID

KANSAS CITY, KS/MO

CHARLOTTE, NC

LAS VEGAS, NV

RENO, NV

GREENVILLE, SC

NASHVILLE, TN

AUSTIN, TX

DALLAS-FORT WORTH, TX

HOUSTON, TX

SALT LAKE CITY, UT

BELLEVUE, WA

## FUTURE OFFICES

ALBUQUERQUE, NM

CHARLESTON, SC

COLORADO SPRINGS, CO

RALEIGH-DURHAM, NC

SAN ANTONIO, TX

Jacksonville Market Advisors

**David Moore** | [dmoore@landadvisors.com](mailto:dmoore@landadvisors.com)

**Mike Ripley** | [mripley@landadvisors.com](mailto:mripley@landadvisors.com)

111 Solano Road Suite B, Ponte Vedra Beach, FL 32082

Office: 904.344.5700 | Mobile: 407.310.6701 | Mobile: 678.571.6989

[LandAdvisors.com](https://www.LandAdvisors.com)

