

# NORTHERN ARIZONA MARKET REPORT

# NAZ

MARKET INSIGHTS • 2Q25



4.0%

Prescott Unemployment Rate



\$617,960

Prescott Median New Home Price



4.8%

Flagstaff Unemployment Rate

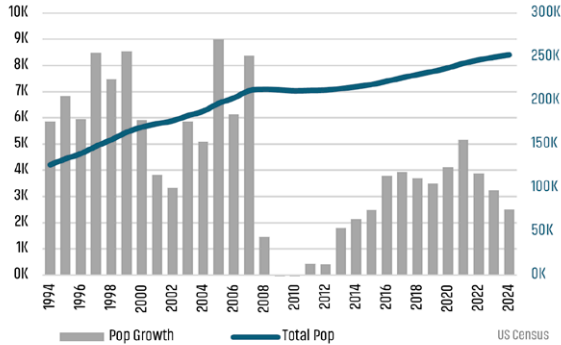


\$792,200

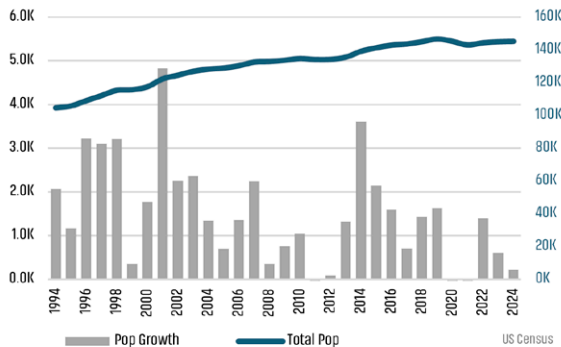
Flagstaff Median New Home Price

## HOUSING HIGHLIGHTS

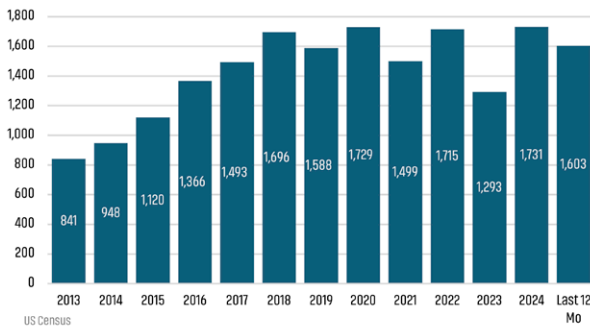
### Prescott Population Growth & Total Population



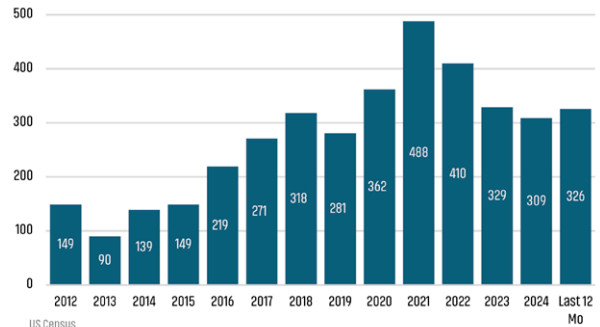
### Flagstaff Population Growth & Total Population



### Prescott & Prescott Valley Single Family Permits



### Flagstaff MSA Single Family Permits



### PRESCOTT MSA NEW HOME PERMITS<sup>2</sup>

Total permits for the last 12 months



Jun 2024<sup>1</sup>  
1,520  
Jun 2025  
1,603  
▲ 5.5%

### FLAGSTAFF MSA NEW HOME PERMITS<sup>3</sup>

Total permits for the last 12 months

-4.4% ▼

Jun 2024  
341  
Jun 2025  
326



### PRESCOTT SF MEDIAN RESALE HOME PRICE<sup>3</sup>



Jun 2024  
\$644,500  
Jun 2025  
\$556,700  
▼ -13.6%

## MLS RESALE STATISTICS

### PRESCOTT TRI-CITY AREA<sup>1</sup>

#### PRESCOTT MSA SF HOME SALES YTD

Jun 2024  
1,689  
▼ -5.3%  
Jun 2025  
1,600

#### PRESCOTT MSA DAYS ON MARKET

Jun 2024  
25 Days  
▲ 10 Days  
Jun 2025  
35 Days

### FLAGSTAFF AREA<sup>3</sup>

#### FLAGSTAFF MSA SF HOME SALES YTD

Jun 2024  
670  
▲ 3.6%  
Jun 2025  
694

#### FLAGSTAFF DAYS ON MARKET

Jun 2024  
77 Days  
▼ -9 Days  
Jun 2025  
67 Days

## ECONOMIC TRENDS<sup>3</sup>

### UNEMPLOYMENT RATE (unadjusted)

#### PRESCOTT

Jun 2024	Jun 2025
3.0%	4.0%
▲ 1.0%	

#### FLAGSTAFF

Jun 2024	Jun 2025
4.2%	4.8%
▲ 0.6%	



### TOTAL NONFARM EMPLOYMENT (in thousands)

#### PRESCOTT

Jun 2024	Jun 2025
70.7	70.4
▼ -0.4%	

#### FLAGSTAFF

Jun 2024	Jun 2025
70.8	70.7
▼ -0.1%	



### EMPLOYMENT CHANGE

#### PRESCOTT

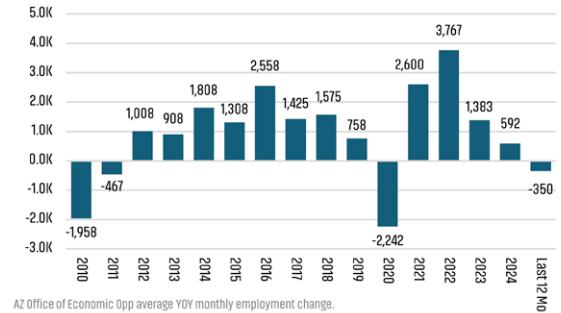
Annualized Employment Change
-0.5%

#### FLAGSTAFF

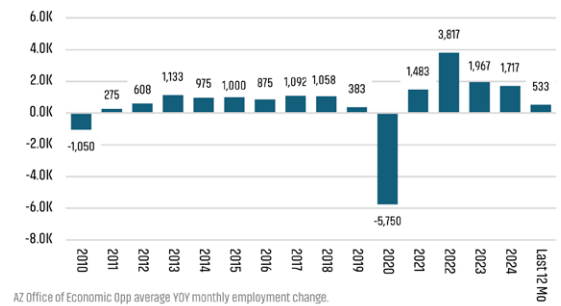
Annualized Employment Change
0.8%



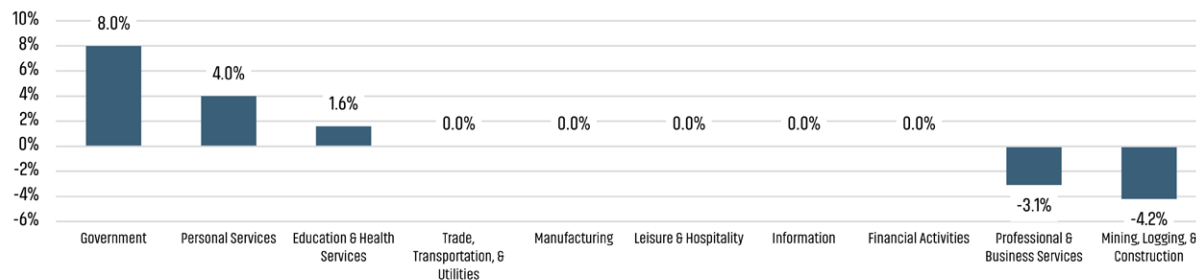
### Prescott Change in Employment



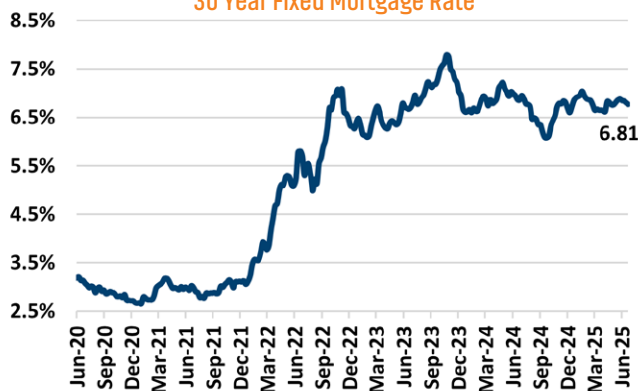
### Flagstaff Change in Employment



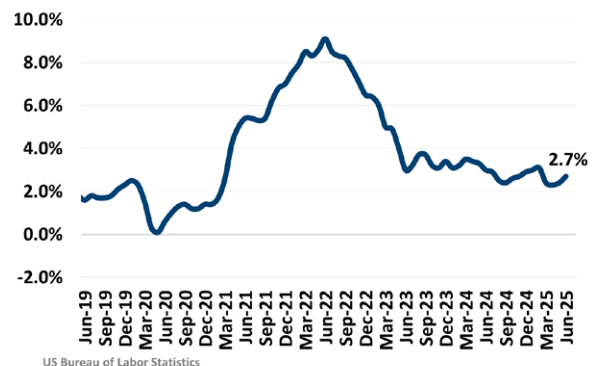
### Change in Employment by Sector



### 30 Year Fixed Mortgage Rate



### US Inflation Rate



# THE NATION'S LEADING LAND BROKERAGE & ADVISORY FIRM



30 Offices Across the Nation



85+ Specialized Advisors



45+ Staff Professionals



\$15+ Billion in Sales Since 2017

PHOENIX, AZ (HQ)

CASA GRANDE, AZ

PRESCOTT, AZ

TUCSON, AZ

BAY AREA, CA

IRVINE, CA

LODI, CA

PASADENA, CA

ROSEVILLE, CA

SACRAMENTO VALLEY, CA

SAN DIEGO, CA

SANTA BARBARA, CA

VALENCIA, CA

DENVER, CO

JACKSONVILLE, FL

ORLANDO, FL

TAMPA BAY, FL

ATLANTA, GA

BOISE, ID

KANSAS CITY, KS/MO

CHARLOTTE, NC

LAS VEGAS, NV

RENO, NV

GREENVILLE, SC

NASHVILLE, TN

AUSTIN, TX

DALLAS-FORT WORTH, TX

HOUSTON, TX

SALT LAKE CITY, UT

BELLEVUE, WA

## FUTURE OFFICES

ALBUQUERQUE, NM

CHARLESTON, SC

COLORADO SPRINGS, CO

RALEIGH-DURHAM, NC

SAN ANTONIO, TX

Northern Arizona Market Advisor

**Capri Barney** | [cbarney@landadvisors.com](mailto:cbarney@landadvisors.com)

4900 North Scottsdale Road, Suite 3000 Scottsdale, Arizona 85251

Phone: 928.445.4457 | Fax: 480.483.0000

**LandAdvisors.com**

